

# Price Waterhouse & Co Chartered Accountants LLP

## Independent Auditor's Report

To the Members of Cummins Sales and Service Private Limited

## Report on the Audit of the Financial Statements

### Opinion

1. We have audited the accompanying financial statements of Cummins Sales and Service Private Limited ("the Company"), which comprise the Balance Sheet as at March 31, 2024, and the Statement of Profit and Loss (including Other Comprehensive Income), the Statement of Changes in Equity and the Cash Flow Statement for the year then ended, and notes to the financial statements, including a summary of significant accounting policies and other explanatory information.
2. In our opinion and to the best of our information and according to the explanations given to us, the aforesaid financial statements give the information required by the Companies Act, 2013 ("the Act") in the manner so required and give a true and fair view in conformity with the accounting principles generally accepted in India, of the state of affairs of the Company as at March 31, 2024, and total comprehensive income (comprising of profit and other comprehensive income), changes in equity and its cash flows for the year then ended.

### Basis for Opinion

3. We conducted our audit in accordance with the Standards on Auditing (SAs) specified under Section 143(10) of the Act. Our responsibilities under those Standards are further described in the "Auditor's Responsibilities for the Audit of the Financial Statements" section of our report. We are independent of the Company in accordance with the Code of Ethics issued by the Institute of Chartered Accountants of India together with the ethical requirements that are relevant to our audit of the financial statements under the provisions of the Act and the Rules thereunder, and we have fulfilled our other ethical responsibilities in accordance with these requirements and the Code of Ethics. We believe that the audit evidence we have obtained is sufficient and appropriate to provide a basis for our opinion.

### Other Information

4. The Company's Board of Directors is responsible for the other information. The other information comprises the information included in the Director's report but does not include the financial statements and our auditor's report thereon.

Our opinion on the financial statements does not cover the other information and we do not express any form of assurance conclusion thereon.

In connection with our audit of the financial statements, our responsibility is to read the other information and, in doing so, consider whether the other information is materially inconsistent with the financial statements, or our knowledge obtained in the audit or otherwise appears to be materially misstated. If, based on the work we have performed, we conclude that there is a material misstatement of this other information, we are required to report that fact.

We have nothing to report in this regard.



Price Waterhouse & Co Chartered Accountants LLP, 7th Floor, Tower A - Wing 1, Business Bay, Airport Road, Yerwada  
Pune - 411 006

T: +91 (20) 41004444, F: +91 (20) 41006161

Registered office and Head office: Plot No. 56 & 57, Block DN, Sector-V, Salt Lake, Kolkata - 700 091

Price Waterhouse & Co. (a Partnership Firm) converted into Price Waterhouse & Co Chartered Accountants LLP (a Limited Liability Partnership with LLP identity no: LLPIN AAC-4362) with effect from July 7, 2014. Post its conversion to Price Waterhouse & Co Chartered Accountants LLP, its ICAI registration number is 304026E/E300009 (ICAI registration number before conversion was 304026E)

# Price Waterhouse & Co Chartered Accountants LLP

## INDEPENDENT AUDITOR'S REPORT

To the Members of Cummins Sales and Service Private Limited  
Report on Audit of the Financial Statements  
Page 2 of 5

### **Responsibilities of management and those charged with governance for the financial statements.**

5. The Company's Board of Directors is responsible for the matters stated in Section 134(5) of the Act with respect to the preparation of these financial statements that give a true and fair view of the financial position, financial performance, changes in equity and cash flows of the Company in accordance with the accounting principles generally accepted in India, including the Accounting Standards specified under Section 133 of the Act. This responsibility also includes maintenance of adequate accounting records in accordance with the provisions of the Act for safeguarding of the assets of the Company and for preventing and detecting frauds and other irregularities; selection and application of appropriate accounting policies; making judgments and estimates that are reasonable and prudent; and design, implementation and maintenance of adequate internal financial controls, that were operating effectively for ensuring the accuracy and completeness of the accounting records, relevant to the preparation and presentation of the financial statements that give a true and fair view and are free from material misstatement, whether due to fraud or error.
6. In preparing the financial statements, management is responsible for assessing the Company's ability to continue as a going concern, disclosing, as applicable, matters related to going concern and using the going concern basis of accounting unless management either intends to liquidate the Company or to cease operations, or has no realistic alternative but to do so. Those Board of Directors are also responsible for overseeing the Company's financial reporting process.

### **Auditor's responsibilities for the audit of the financial statements**

7. Our objectives are to obtain reasonable assurance about whether the financial statements as a whole are free from material misstatement, whether due to fraud or error, and to issue an auditor's report that includes our opinion. Reasonable assurance is a high level of assurance but is not a guarantee that an audit conducted in accordance with SAs will always detect a material misstatement when it exists. Misstatements can arise from fraud or error and are considered material if, individually or in the aggregate, they could reasonably be expected to influence the economic decisions of users taken on the basis of these financial statements.
8. As part of an audit in accordance with SAs, we exercise professional judgement and maintain professional scepticism throughout the audit. We also:
  - Identify and assess the risks of material misstatement of the financial statements, whether due to fraud or error, design and perform audit procedures responsive to those risks, and obtain audit evidence that is sufficient and appropriate to provide a basis for our opinion. The risk of not detecting a material misstatement resulting from fraud is higher than for one resulting from error, as fraud may involve collusion, forgery, intentional omissions, misrepresentations, or the override of internal control.
  - Obtain an understanding of internal control relevant to the audit in order to design audit procedures that are appropriate in the circumstances. Under Section 143(3)(i) of the Act, we are also responsible for expressing our opinion on whether the Company has adequate internal financial controls with reference to financial statements in place and the operating effectiveness of such controls.
  - Evaluate the appropriateness of accounting policies used and the reasonableness of accounting estimates and related disclosures made by management.



# Price Waterhouse & Co Chartered Accountants LLP

## INDEPENDENT AUDITOR'S REPORT

To the Members of Cummins Sales and Service Private Limited

Report on Audit of the Financial Statements

Page 3 of 5

- Conclude on the appropriateness of management's use of the going concern basis of accounting and, based on the audit evidence obtained, whether a material uncertainty exists related to events or conditions that may cast significant doubt on the Company's ability to continue as a going concern. If we conclude that a material uncertainty exists, we are required to draw attention in our auditor's report to the related disclosures in the financial statements or, if such disclosures are inadequate, to modify our opinion. Our conclusions are based on the audit evidence obtained up to the date of our auditor's report. However, future events or conditions may cause the Company to cease to continue as a going concern.
  - Evaluate the overall presentation, structure and content of the financial statements, including the disclosures, and whether the financial statements represent the underlying transactions and events in a manner that achieves fair presentation.
9. We communicate with those charged with governance regarding, among other matters, the planned scope and timing of the audit and significant audit findings, including any significant deficiencies in internal control that we identify during our audit.

### Report on other legal and regulatory requirements

10. As required by the Companies (Auditor's Report) Order, 2020 ("the Order"), issued by the Central Government of India in terms of sub-section (11) of Section 143 of the Act, we give in the Annexure B a statement on the matters specified in paragraphs 3 and 4 of the Order, to the extent applicable.

11. As required by Section 143(3) of the Act, we report that:

- (a) We have sought and obtained all the information and explanations which to the best of our knowledge and belief were necessary for the purposes of our audit.
- (b) In our opinion, proper books of account as required by law have been kept by the Company so far as it appears from our examination of those books except that the backup of books of accounts and other books and papers maintained in electronic mode has not been maintained on daily basis on servers physically located in India during the year and the matters stated in paragraph 11(h)(vi) below on reporting under Rule 11(g) of the Companies (Audit and Auditors) Rules, 2014 (as amended).
- (c) The Balance Sheet, the Statement of Profit and Loss (including other comprehensive income), the Statement of Changes in Equity and the Cash Flow Statement dealt with by this Report are in agreement with the books of account.
- (d) In our opinion, the aforesaid financial statements comply with the Accounting Standards specified under Section 133 of the Act.
- (e) On the basis of the written representations received from the directors as on March 31, 2024, taken on record by the Board of Directors, none of the directors is disqualified as on March 31, 2024, from being appointed as a director in terms of Section 164(2) of the Act.
- (f) With respect to the maintenance of accounts and other matters connected therewith, reference is made to our remarks in paragraph 11(b) above on reporting under Section 143(3)(b) and paragraph 11(h)(vi) below on reporting under Rule 11(g) of the Rules.





# Price Waterhouse & Co Chartered Accountants LLP

## INDEPENDENT AUDITOR'S REPORT

To the Members of Cummins Sales and Service Private Limited  
Report on Audit of the Financial Statements  
Page 4 of 5

- (g) With respect to the adequacy of the internal financial controls with reference to financial statements of the Company and the operating effectiveness of such controls, refer to our separate Report in "Annexure A".
- (h) With respect to the other matters to be included in the Auditor's Report in accordance with Rule 11 of the Companies (Audit and Auditors) Rules, 2014, in our opinion and to the best of our information and according to the explanations given to us:
- i. The Company does not have any pending litigations which would impact its financial position.
  - ii. The Company was not required to recognise a provision as at March 31, 2024 under the applicable law or accounting standards, as it does not have any material foreseeable losses on long-term contract. The Company did not have any derivative contracts as at March 31, 2024.
  - iii. There were no amounts which were required to be transferred to the Investor Education and Protection Fund by the Company during the year ended March 31, 2024.
  - iv. (a) The management has represented that, to the best of its knowledge and belief, as disclosed in Note 41 to the financial statements, no funds have been advanced or loaned or invested (either from borrowed funds or share premium or any other sources or kind of funds) by the Company to or in any other persons or entities, including foreign entities ("Intermediaries"), with the understanding, whether recorded in writing or otherwise, that the Intermediary shall, whether, directly or indirectly, lend or invest in other persons or entities identified in any manner whatsoever by or on behalf of the Company ("Ultimate Beneficiaries") or provide any guarantee, security or the like on behalf of the Ultimate Beneficiaries;
  - (b) The management has represented that, to the best of its knowledge and belief, as disclosed in Note 41 to the financial statements, no funds have been received by the Company from any persons or entities, including foreign entities ("Funding Parties"), with the understanding, whether recorded in writing or otherwise, that the Company shall, whether, directly or indirectly, lend or invest in other persons or entities identified in any manner whatsoever by or on behalf of the Funding Party ("Ultimate Beneficiaries") or provide any guarantee, security or the like on behalf of the Ultimate Beneficiaries; and
  - (c) Based on such audit procedures that we considered reasonable and appropriate in the circumstances, nothing has come to our notice that has caused us to believe that the representations under sub-clause (a) and (b) contain any material misstatement.
  - v. The Company has not declared or paid any dividend during the year.
  - vi. Based on our examination, which included test checks, the Company has used accounting software for maintaining its books of account which has a feature of recording audit trail (edit log) facility. However, the audit trail feature did not operate throughout the year. Accordingly, the question of our commenting on whether the audit trail was tampered with, does not arise.



# **Price Waterhouse & Co Chartered Accountants LLP**

## **INDEPENDENT AUDITOR'S REPORT**

To the Members of Cummins Sales and Service Private Limited

Report on Audit of the Financial Statements

Page 5 of 5

12. The Company has paid/ provided for managerial remuneration in accordance with the requisite approvals mandated by the provisions of Section 197 read with Schedule V to the Act.

For Price Waterhouse & Co Chartered Accountants LLP

Firm Registration Number: 304026E/E-300009



Pravin Rajani

Partner

Membership Number: 127460

UDIN: 24127460BKHGYS6102

Place: Kolkata

Date: May 20, 2024

# Price Waterhouse & Co Chartered Accountants LLP

## Annexure A to Independent Auditor's Report

Referred to in paragraph 11(g) of the Independent Auditor's Report of even date to the members of Cummins Sales and Service Private Limited on the financial statements for the year ended March 31, 2024  
Page 1 of 2

### Report on the Internal Financial Controls with reference to Financial Statements under clause (i) of sub-section 3 of Section 143 of the Act

1. We have audited the internal financial controls with reference to financial statements of Cummins Sales and Service Private Limited ("the Company") as of March 31, 2024, in conjunction with our audit of the financial statements of the Company for the year ended on that date.

#### Management's Responsibility for Internal Financial Controls

2. The Company's management is responsible for establishing and maintaining internal financial controls based on the internal control over financial reporting criteria established by the Company considering the essential components of internal control stated in the Guidance Note on Audit of Internal Financial Controls Over Financial Reporting ("the Guidance Note") issued by the Institute of Chartered Accountants of India ("ICAI"). These responsibilities include the design, implementation and maintenance of adequate internal financial controls that were operating effectively for ensuring the orderly and efficient conduct of its business, including adherence to company's policies, the safeguarding of its assets, the prevention and detection of frauds and errors, the accuracy and completeness of the accounting records, and the timely preparation of reliable financial information, as required under the Act.

#### Auditor's Responsibility

3. Our responsibility is to express an opinion on the Company's internal financial controls with reference to financial statements based on our audit. We conducted our audit in accordance with the Guidance Note and the Standards on Auditing deemed to be prescribed under Section 143(10) of the Act to the extent applicable to an audit of internal financial controls, both applicable to an audit of internal financial controls and both issued by the ICAI. Those Standards and the Guidance Note require that we comply with ethical requirements and plan and perform the audit to obtain reasonable assurance about whether adequate internal financial controls with reference to financial statements was established and maintained and if such controls operated effectively in all material respects.
4. Our audit involves performing procedures to obtain audit evidence about the adequacy of the internal financial controls system with reference to financial statements and their operating effectiveness. Our audit of internal financial controls with reference to financial statements included obtaining an understanding of internal financial controls with reference to financial statements, assessing the risk that a material weakness exists, and testing and evaluating the design and operating effectiveness of internal control based on the assessed risk. The procedures selected depend on the auditor's judgement, including the assessment of the risks of material misstatement of the financial statements, whether due to fraud or error.
5. We believe that the audit evidence we have obtained is sufficient and appropriate to provide a basis for our audit opinion on the Company's internal financial controls system with reference to financial statements.



# **Price Waterhouse & Co Chartered Accountants LLP**

## **Annexure A to Independent Auditor's Report**

Referred to in paragraph 11(g) of the Independent Auditor's Report of even date to the members of Cummins Sales and Service Private Limited on the financial statements for the year ended March 31, 2024

Page 2 of 2

### **Meaning of Internal Financial Controls with reference to financial statements**

6. A company's internal financial controls with reference to financial statements is a process designed to provide reasonable assurance regarding the reliability of financial reporting and the preparation of financial statements for external purposes in accordance with generally accepted accounting principles. A company's internal financial controls with reference to financial statements includes those policies and procedures that (1) pertain to the maintenance of records that, in reasonable detail, accurately and fairly reflect the transactions and dispositions of the assets of the company; (2) provide reasonable assurance that transactions are recorded as necessary to permit preparation of financial statements in accordance with generally accepted accounting principles, and that receipts and expenditures of the company are being made only in accordance with authorisations of management and directors of the company; and (3) provide reasonable assurance regarding prevention or timely detection of unauthorised acquisition, use, or disposition of the company's assets that could have a material effect on the financial statements.

### **Inherent Limitations of Internal Financial Controls with reference to financial statements**

7. Because of the inherent limitations of internal financial controls with reference to financial statements, including the possibility of collusion or improper management override of controls, material misstatements due to error or fraud may occur and not be detected. Also, projections of any evaluation of the internal financial controls with reference to financial statements to future periods are subject to the risk that the internal financial controls with reference to financial statements may become inadequate because of changes in conditions, or that the degree of compliance with the policies or procedures may deteriorate.

### **Opinion**

8. In our opinion, the Company has, in all material respects, an adequate internal financial controls system with reference to financial statements and such internal financial controls with reference to financial statements were operating effectively as at March 31, 2024, based on the internal control over financial reporting criteria established by the Company considering the essential components of internal control stated in the Guidance Note issued by ICAI.

For Price Waterhouse & Co Chartered Accountants LLP  
Firm Registration Number: 304026E/E-300009



Pravin Rajani  
Partner  
Membership Number: 127460

UDIN: 24127460BKHGYS6102  
Place: Kolkata  
Date: May 20, 2024



# Price Waterhouse & Co Chartered Accountants LLP

## Annexure B to Independent Auditors' Report

Referred to in paragraph 10 of the Independent Auditors' Report of even date to the members of Cummins Sales and Service Private Limited on the financial statements as of and for the year ended March 31, 2024  
Page 1 of 5

In terms of the information and explanations sought by us and furnished by the Company, and the books of account and records examined by us during the course of our audit, and to the best of our knowledge and belief, we report that:

- i. (a) (A) The Company is maintaining proper records showing full particulars, including quantitative details and situation, of Property, Plant and Equipment.  
  
(B) The Company is maintaining proper records showing full particulars of Intangible Assets.  
  
(b) The Property, Plant and Equipment of the Company have been physically verified by the Management during the year and no material discrepancies have been noticed on such verification. In our opinion, the frequency of verification is reasonable.  
  
(c) The Company does not own any immovable properties (Refer Note 3 to the financial statements). Accordingly, reporting under clause 3(i)(c) of the Order is not applicable to the Company.  
  
(d) The Company has chosen cost model for its Property, Plant and Equipment (including Right of Use assets) and intangible assets. Consequently, the question of our commenting on whether the revaluation is based on the valuation by a Registered Valuer, or specifying the amount of change, if the change is 10% or more in the aggregate of the net carrying value of each class of Property, Plant and Equipment (including Right of Use assets) or intangible assets does not arise.  
  
(e) Based on the information and explanations furnished to us, no proceedings have been initiated or are pending against the Company for holding benami property under the Prohibition of Benami Property Transactions Act, 1988 (as amended in 2016) formerly the Benami Transactions (Prohibition) Act, 1988 (45 of 1988) and Rules made therefore, the question of our commenting on whether the Company has appropriately disclosed the details in the financial statements does not arise.
- ii. (a) The physical verification of inventory has been conducted at reasonable intervals by the Management during the year and, in our opinion, the coverage and procedure of such verification by Management is appropriate. The discrepancies noticed on physical verification of inventory as compared to book records were not 10% or more in aggregate for each class of inventory.  
  
(b) During the year, the Company has been sanctioned working capital limits in excess of Rs. 5 crores, in aggregate, from banks on the basis of security of current assets. The Company has filed quarterly returns or statements with such banks, and the discrepancies noted in such quarterly return or statements with the unaudited books of account were not material. Also, refer Note 40 to the financial statements.
- iii. The Company has not made any investments, granted secured/ unsecured loans/advances in nature of loans, or stood guarantee, or provided security to any parties. Therefore, the reporting under clause 3(iii), (iii)(a), (iii)(b), (iii)(c), (iii)(d), (iii)(e) and (iii)(f) of the Order are not applicable to the Company.
- iv. The Company has not granted any loans or made any investments or provided any guarantees or security to the parties covered under Sections 185 and 186. Therefore, the reporting under clause 3(iv) of the Order are not applicable to the Company.





# Price Waterhouse & Co Chartered Accountants LLP

## Annexure B to Independent Auditors' Report

Referred to in paragraph 10 of the Independent Auditors' Report of even date to the members of Cummins Sales and Service Private Limited on the financial statements as of and for the year ended March 31, 2024  
Page 2 of 5

- v. The Company has not accepted any deposits or amounts which are deemed to be deposits referred in Sections 73,74,75 and 76 of the Act and the Rules framed there under to the extent notified.
- vi. The Central Government of India has not specified the maintenance of cost records under sub-section (1) of Section 148 of the Act for any of the products of the Company. Accordingly, reporting under clause 3(vi) of the Order is not applicable to the Company.
- vii. (a) In our opinion, the Company is regular in depositing the undisputed statutory dues, including goods and services tax, provident fund, employees' state insurance, income tax, sales tax, service tax, duty of customs, duty of excise, value added tax, cess, and other material statutory dues, as applicable, with the appropriate authorities.  
(b) There are no statutory dues referred to in sub-clause (a) which have not been deposited on account of any dispute.
- viii. There are no transactions previously unrecorded in the books of account that have been surrendered or disclosed as income during the year in the tax assessments under the Income Tax Act, 1961.
- ix. (a) Borrowings were repayable on demand and terms and conditions for payment of interest thereon have been stipulated. According to the information and explanations given to us, such loans were not demanded for repayment during the year, however fully repaid by the company as at the year end. Consequently, the question of our commenting under clause 3(ix)(a) of the Order does not arise in case of loans. Further, the Company has not defaulted in the payment of interest to any lender during the year.  
(b) On the basis of our audit procedures, we report that the Company has not been declared Wilful Defaulter by any bank or financial institution or government or any government authority.  
(c) The Company has not obtained any term loans. Accordingly, reporting under clause 3(ix)(c) of the Order is not applicable to the company.  
(d) According to the information and explanations given to us, and the procedures performed by us, and on an overall examination of the financial statements of the Company, we report that no funds raised on short-term basis have been utilised for long-term purposes by the Company.  
(e) According to the information and explanations given to us and procedures performed by us, we report that the Company did not have any subsidiaries, joint ventures, or associate companies during the year. Accordingly, the reporting under Clause 3(ix)(e) of the Order are not applicable to the Company.  
(f) According to the information and explanations given to us and procedures performed by us, we report that the Company did not have any subsidiaries, joint ventures or associate companies during the year. Accordingly, the reporting under Clause 3(ix)(f) of the Order are not applicable to the Company.



# Price Waterhouse & Co Chartered Accountants LLP

## Annexure B to Independent Auditors' Report

Referred to in paragraph 10 of the Independent Auditors' Report of even date to the members of Cummins Sales and Service Private Limited on the financial statements as of and for the year ended March 31, 2024

Page 3 of 5

- x. (a) The Company has not raised any money by way of initial public offer or further public offer (including debt instruments) during the year. Accordingly, the reporting under clause 3(x)(a) of the Order is not applicable to the Company.
- (b) The Company has not made any preferential allotment or private placement of shares or fully or partially or optionally convertible debentures during the year. Accordingly, the reporting under clause 3(x)(b) of the Order is not applicable to the Company:
- xi. (a) During the course of our examination of the books and records of the Company, carried out in accordance with the generally accepted auditing practices in India, we have neither come across any instance of material fraud by the Company or on the Company, noticed or reported during the year, nor have we been informed of any such case by the Management.
- (b) During the course of our examination of the books and records of the Company, carried out in accordance with the generally accepted auditing practices in India, a report under Section 143(12) of the Act, in Form ADT-4, as prescribed under rule 13 of Companies (Audit and Auditors) Rules, 2014 was not required to be filed with the Central Government. Accordingly, the reporting under clause 3(xi)(b) of the Order is not applicable to the Company.
- (c) During the course of our examination of the books and records of the Company carried out in accordance with the generally accepted auditing practices in India, the Company has received whistle-blower complaints during the year, which have been considered by us for any bearing on our audit and reporting under this clause.
- xii. As the Company is not a Nidhi Company and the Nidhi Rules, 2014 are not applicable to it, the reporting under clause 3(xii) of the Order is not applicable to the Company.
- xiii. The Company has entered into transactions with related parties in compliance with the provisions of Section 188 of the Act. The details of related party transactions have been disclosed in the financial statements as required under Indian Accounting Standard 24 "Related Party Disclosures" specified under Section 133 of the Act. Further, the Company is not required to constitute an Audit Committee under Section 177 of the Act accordingly, to this extent, the reporting under clause 3(xiii) of the Order is not applicable to the Company.
- xiv.(a) In our opinion, the Company has an internal audit system commensurate with the size and nature of its business.
- (b) The reports of the Internal Auditor for the period under audit have been considered by us.
- xv. In our opinion, the Company has not entered into any non-cash transactions with its directors or persons connected with him. Accordingly, the reporting on compliance with the provisions of Section 192 of the Act under clause 3(xv) of the Order is not applicable to the Company.



# Price Waterhouse & Co Chartered Accountants LLP

## Annexure B to Independent Auditors' Report

Referred to in paragraph 10 of the Independent Auditors' Report of even date to the members of Cummins Sales and Service Private Limited on the financial statements as of and for the year ended March 31, 2024

Page 4 of 5

- xvi.(a) The Company is not required to be registered under Section 45-IA of the Reserve Bank of India Act, 1934. Accordingly, the reporting under clause 3(xvi)(a) of the Order is not applicable to the Company.
- (b) The Company has not conducted non-banking financial / housing finance activities during the year. Accordingly, the reporting under clause 3(xvi)(b) of the Order is not applicable to the Company.
- (c) The Company is not a Core Investment Company (CIC) as defined in the regulations made by the Reserve Bank of India. Accordingly, the reporting under clause 3(xvi)(c) of the Order is not applicable to the Company.
- (d) Based on the information and explanations provided by the management of the Company, the Group (as defined in the Core Investment Companies (Reserve Bank) Directions, 2016) does not have any CICs, which are part of the Group. We have not, however, separately evaluated whether the information provided by the management is accurate and complete. Accordingly, the reporting under clause 3(xvi)(d) of the Order is not applicable to the Company.
- xvii. The Company has not incurred any cash losses in the financial year or in the immediately preceding financial year.
- xviii. There has been no resignation of the statutory auditors during the year and accordingly the reporting under clause 3(xviii) of the Order is not applicable.
- xix. On the basis of the financial ratios, ageing and expected dates of realisation of financial assets and payment of financial liabilities, other information accompanying the financial statements, our knowledge of the Board of Directors and management plans and based on our examination of the evidence supporting the assumptions, nothing has come to our attention, which causes us to believe that any material uncertainty exists as on the date of the audit report that the Company is not capable of meeting its liabilities existing at the date of balance sheet as and when they fall due within a period of one year from the balance sheet date. We, however, state that this is not an assurance as to the future viability of the Company. We further state that our reporting is based on the facts up to the date of the audit report and we neither give any guarantee nor any assurance that all liabilities falling due within a period of one year from the balance sheet date will get discharged by the Company as and when they fall due.
- xx. As at balance sheet date, the Company does not have any amount remaining unspent under Section 135(5) of the Act. Accordingly, reporting under clause 3(xx) of the Order is not applicable.



# Price Waterhouse & Co Chartered Accountants LLP

## Annexure B to Independent Auditors' Report

Referred to in paragraph 10 of the Independent Auditors' Report of even date to the members of Cummins Sales and Service Private Limited on the financial statements as of and for the year ended March 31, 2024  
Page 5 of 5

---

- xxi The reporting under clause 3(xxi) of the Order is not applicable in respect of audit of Standalone Financial Statements. Accordingly, no comment in respect of the said clause has been included in this report.

For Price Waterhouse & Co Chartered Accountants LLP  
Firm Registration Number: 304026E/E-300009



Pravin Rajani  
Partner  
Membership Number: 127460

UDIN: 24127460BKHGYS6102  
Place: Kolkata  
Date: May 20, 2024



**Cummins Sales & Service Private Limited**  
**Balance sheet as at March 31, 2024**

Particulars	Note No.	As at March 31, 2024	As at March 31, 2023
<b>ASSETS</b>			
<b>Non-current assets</b>			
Property, plant and equipment	3 (a)	133.88	73.31
Right-of-use assets	3 (c)	600.23	305.29
Other intangible assets	3 (b)	-	2.06
Financial assets			
Other non-current financial assets	4	56.81	49.84
Deferred tax assets (net)	5	247.40	216.76
<b>Total non-current assets</b>		<b>1,038.32</b>	<b>647.26</b>
<b>Current assets</b>			
Inventories	6	2,947.74	2,726.81
Financial assets			
(a) Trade receivables	7	3,161.75	1,922.19
(b) Cash and cash equivalents	8	811.78	542.46
(c) Other Financial assets	9	89.05	64.62
Contract Assets	10	70.71	-
Income tax asset (net)	11	1.19	-
Other current assets	12	780.23	228.12
<b>Total current assets</b>		<b>7,862.45</b>	<b>5,484.20</b>
<b>Total assets</b>		<b>8,900.77</b>	<b>6,131.46</b>
<b>EQUITY AND LIABILITIES</b>			
<b>Equity</b>			
Equity share capital	13	1,200.00	1,200.00
Other equity	14	2,341.79	1,302.52
<b>Total equity</b>		<b>3,541.79</b>	<b>2,502.52</b>
<b>Liabilities</b>			
<b>Non-current liabilities</b>			
Financial liabilities			
(a) Lease liability	36	548.77	275.66
Provisions	15	302.59	347.81
<b>Total non-current liabilities</b>		<b>851.36</b>	<b>623.47</b>
<b>Current liabilities</b>			
Financial liabilities			
(a) Lease liability	36	99.76	72.96
(b) Trade payables			
(i) Total outstanding dues of micro enterprises and small enterprises	16	89.50	89.45
(ii) Total outstanding dues other than b(i) above	16	2,937.53	1,746.21
(c) Other financial liabilities	17	321.19	247.73
Provisions	15	60.65	28.55
Current tax liabilities (net)	19	-	24.06
Other current liabilities	18	998.99	796.51
<b>Total current liabilities</b>		<b>4,507.62</b>	<b>3,005.47</b>
<b>Total liabilities</b>		<b>5,358.98</b>	<b>3,628.94</b>
<b>Total equity and liabilities</b>		<b>8,900.77</b>	<b>6,131.46</b>

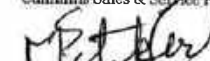
The accompanying notes are an integral part of these financial statements  
As per our report of even date

For Price Waterhouse & Co Chartered Accountants LLP  
Firm Registration Number: 304026E/E-300009

  
**Pravin Rajani**  
Partner

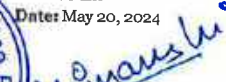
Membership Number: 127460  
**Place:** Kolkata  
**Date:** May 20, 2024


For and on behalf of the Board of Directors of  
Cummins Sales & Service Private Limited

  
**Mrudul Jatin Bhatia**  
(Director)  
DIN No : 08991966  
**Place:** Pune  
**Date:** May 20, 2024

  
**Madankumar K. Patil**  
(Director)  
DIN No: 05149115  
**Place:** Pune  
**Date:** May 20, 2024



  
**Himanshi Dhyani**  
(Company secretary)  
PAN: BGGPB9051D  
**Place:** Noida  
**Date:** May 20, 2024

  
**Gaurav Jain**  
(CFO)  
PAN : AGNPJ1905A  
**Place:** Noida  
**Date:** May 20, 2024

Cummins Sales & Service Private Limited

Statement of Profit and Loss (including other comprehensive income) for the year ended March 31, 2024

₹ Lacs			
Particulars	Note No.	Year Ended March 31, 2024	Year Ended March 31, 2023
Revenue from operations	20	19,902.49	14,551.06
Other income	21	22.61	22.12
<b>Total income</b>		<b>19,925.10</b>	<b>14,573.18</b>
<b>Expenses</b>			
Purchases of traded goods and services	22	15,064.71	11,639.87
Changes in inventories of traded goods	23	(220.92)	(1,241.49)
Employee benefit expenses	24	2,207.05	1,905.28
Finance costs	25	62.60	44.97
Depreciation and amortisation expense	3	151.82	159.05
Other expenses	26	1,330.70	1,371.59
<b>Total expenses</b>		<b>18,595.96</b>	<b>13,879.27</b>
<b>Profit before tax</b>		<b>1,329.14</b>	<b>693.91</b>
<b>Income tax expense</b>			
Current tax	5	369.96	202.18
Deferred tax	5	(45.27)	(23.75)
Tax for earlier years		8.69	20.33
<b>Total tax expense</b>		<b>333.38</b>	<b>198.76</b>
<b>Profit for the year</b>		<b>995.76</b>	<b>495.15</b>
<b>Other comprehensive income</b>			
Items not to be reclassified to profit or loss in subsequent periods			
Remeasurement of post-employment benefit obligations		58.14	22.89
Income tax relating to this item		(14.63)	(5.76)
<b>Net other comprehensive income/(expense) not to be reclassified to profit or loss in subsequent years</b>		<b>43.51</b>	<b>17.13</b>
<b>Other comprehensive income/(expense) for the year, net of tax</b>		<b>43.51</b>	<b>17.13</b>
<b>Total comprehensive income for the year, net of tax</b>		<b>1,039.27</b>	<b>512.28</b>
<b>Earnings per equity share</b>			
Basic and diluted earnings per share (₹)	27	8.30	4.13
(Nominal value per share ₹ 10)			

The accompanying notes are an integral part of these financial statements  
As per our report of even date

For Price Waterhouse & Co Chartered Accountants LLP  
Firm Registration Number: 304026E/E-300009

Pravin Rajani  
Partner  
Membership Number: 127460  
Place: Kolkata  
Date: May 20, 2024

For and on behalf of the Board of Directors of  
Cummins Sales & Service Private Limited

Mrudul Jatin Bhatia  
(Director)  
DIN No : 08991966  
Place: Pune  
Date: May 20, 2024

Madankumar K. Patil  
(Director)  
DIN No: 05149115  
Place: Pune  
Date: May 20, 2024



Himanshi Dhyani  
(Company secretary)  
PAN: BGGPB9051D  
Place: Noida  
Date: May 20, 2024

Gaurav Jain  
(CFO)  
PAN : AGNPJ1905A  
Place: Noida  
Date: May 20, 2024

**Cummins Sales & Service Private Limited**  
**Cash flow statement for the year ended March 31, 2024**

		₹ Lacs	
Particulars	Year Ended March 31, 2024	Year ended March 31, 2023	
<b>1 Cash generated from operating activities</b>			
Profit before tax	1,329.14	693.91	
<b>(a) Adjustments to reconcile profit before tax to net cash flows</b>			
Depreciation and amortisation expense	151.82	159.05	
Finance cost	62.60	44.97	
Loss/(gain) on disposal of property, plant and equipment/assets written-off	(3.22)	(0.99)	
Bad debts written off	-	11.23	
Interest income	(6.29)	(14.09)	
Provision for excess and obsolete inventory	32.63	12.75	
Provision for doubtful debts (net)	26.50	47.74	
	<b>264.04</b>	<b>260.66</b>	
<b>(b) Working capital adjustments:</b>			
Trade receivables	(1,266.02)	(421.00)	
Inventories	(253.56)	(1,254.26)	
Current and non-current financial assets	(34.12)	39.77	
Contract assets	(70.71)	-	
Other current and non-current assets	(552.11)	42.68	
Trade payables	1,191.37	1,118.17	
Current and non-current financial liabilities	73.46	14.30	
Other current and non-current liabilities	202.48	319.25	
Current and non-current provisions	45.01	51.92	
	<b>(664.20)</b>	<b>(89.17)</b>	
<b>Total adjustments (a+b)</b>	<b>(400.16)</b>	<b>171.49</b>	
<b>Cash generated from operating activities</b>	<b>928.98</b>	<b>865.40</b>	
Tax paid (net of refunds and interest thereon)	(403.91)	(13.91)	
<b>Net cash generated from operating activities</b>	<b>525.07</b>	<b>851.49</b>	
<b>2 Cash flow (used in)/ from investing activities</b>			
Purchase of property, plant and equipment	(93.75)	(33.53)	
Proceeds from Sale of property, plant and equipment	3.31	1.42	
Interest received	1.87	14.09	
<b>Net cash flow (used in)/ from investing activities</b>	<b>(88.57)</b>	<b>(18.02)</b>	
<b>3 Cash flow (used in)/ from financing activities</b>			
Proceeds from borrowings/repayment (net)	-	(136.92)	
Payment of principal portion of lease liabilities	(164.00)	(146.54)	
Finance Cost	(3.18)	(8.28)	
<b>Net cash flow (used in)/ from financing activities</b>	<b>(167.18)</b>	<b>(291.74)</b>	
<b>Net change in cash and cash equivalents (1+2+3)</b>	<b>269.32</b>	<b>541.73</b>	
<b>Cash and cash equivalents at the beginning of the year</b>	<b>542.46</b>	<b>0.73</b>	
<b>Cash and cash equivalent at the year end</b>	<b>811.78</b>	<b>542.46</b>	
<b>Components of cash and cash equivalents:</b>			
Cash on hand	0.23	0.32	
Cheques on hand	-	21.87	
Bank balances in current account	811.55	520.27	
<b>Total cash and cash equivalents (Refer note 8)</b>	<b>811.78</b>	<b>542.46</b>	

The accompanying notes are an integral part of these financial statements  
As per our report of even date

For Price Waterhouse & Co Chartered Accountants LLP  
Firm Registration Number: 304026E/E-300009

*Pravin*

Pravin Rajani  
Partner  
Membership Number: 127460  
Place: Kolkata  
Date: May 20, 2024

For and on behalf of the Board of Directors of  
Cummins Sales & Service Private Limited

*Mrudul*

Mrudul Jatin Bhatia  
(Director)  
DIN No : 08991966  
Place: Pune  
Date: May 20, 2024

*Madankumar*

Madankumar K. Patil  
(Director)  
DIN No: 05149115  
Place: Pune  
Date: May 20, 2024



*Himanshi*  
Himanshi Dhyani  
(Company secretary)  
PAN: BGGPB9051D  
Place: Noida  
Date: May 20, 2024

*Gaurav*  
Gaurav Jain  
(CFO)  
PAN : AGNPJ1905A  
Place: Noida  
Date: May 20, 2024

**Cummins Sales & Service Private Limited**  
**Statement of changes in equity for the year ended March 31,2024**

**A) Equity share capital**

₹ Lacs

**(1) Current reporting year**

Balance at the beginning of the current reporting year	Changes in Equity Share capital due to prior year items	Restated balance at the beginning of the current reporting year	Changes in equity share capital during the current year	Balance at the beginning of the current reporting year
1,200.00	-	-	-	1,200.00

**(2) Previous reporting year**

Balance at the beginning of the current reporting year	Changes in Equity Share capital due to prior year items	Restated balance at the beginning of the current reporting year	Changes in equity share capital during the current year	Balance at the beginning of the current reporting year
1,200.00	-	-	-	1,200.00

**B) Other equity**

Particulars	Reserves and surplus
	Retained earnings
<b>Balance as at April 1, 2022</b>	<b>790.24</b>
Profit for the year	495.15
Other comprehensive income	22.89
Income tax effect on above	(5.76)
<b>Balance as at March 31, 2023</b>	<b>1,302.52</b>
Profit for the year	995.76
Other comprehensive income	58.14
Income tax effect on above	(14.63)
<b>Balance as at March 31, 2024</b>	<b>2,341.79</b>

The accompanying notes are an integral part of these financial statements  
As per our report of even date

**For Price Waterhouse & Co Chartered Accountants LLP**  
Firm Registration Number: 304026E/E-300009

**For and on behalf of the Board of Directors of**  
Cummins Sales & Service Private Limited



**Pravin Rajani**  
Partner  
Membership Number: 127460  
Place: Kolkata  
Date: May 20, 2024




**Mrudul Jatin Bhatia**  
(Director)  
DIN No : 08991966  
Place: Pune  
Date: May 20, 2024



**Madankumar K. Patil**  
(Director)  
DIN No: 05149115  
Place: Pune  
Date: May 20, 2024



  
**Himanshi Dhyani**  
(Company secretary)  
PAN: BGGPB9051D  
Place: Noida  
Date: May 20, 2024



**Gaurav Jain**  
(CFO)  
PAN : AGNPFJ1905A  
Place: Noida  
Date: May 20, 2024



## Cummins Sales & Service Private Limited

### Material accounting policies and notes to financial statements for the Year ended March 31,2024

#### 1 Material Accounting Policies Information

##### a) Corporate information

Cummins Sales & Service Private Limited (formerly known as Cummins Svam Sales & Service Private Limited) was incorporated in India on 17 January 2012 under the provisions of the Companies Act, 1956. The Company was formed as joint venture between Cummins India Limited ('Cummins India') and SVAM Power Plants Private Limited ('SVAM Power'). The Company has become 100% subsidiary to Cummins India Limited with effect from October 1, 2015 as per approval of Board of Directors. The Company is engaged in trading of diesel engine components, oil and lubricants, batteries, DG sets and engines. The Company also provides repair and maintenance services to diesel engines and gensets manufactured by Cummins India Limited.

##### b) Basis of preparation

The financial statements of the Company have been prepared in accordance with Indian Accounting Standards (IND AS) notified under Section 133 of the Companies Act, 2013 (the 'Act') [Companies (Indian Accounting Standards) Rules, 2015] and other relevant provisions of the Act.

The financial statements are prepared on a historical cost basis, except for certain financial assets and financial liabilities and defined benefit plans which have been measured at fair value.

All assets and liabilities have been classified as current and non-current as per the Company's normal operating cycle and other criteria set out in the Revised Schedule III to the Companies Act, 2013. Based on the nature of products and services and the time between the acquisition of assets for processing and their realisation in cash and cash equivalents, the Company has ascertained its operating cycle as 12 months for the purpose of current and non-current classification of assets and liabilities. Deferred tax assets and liabilities are classified as non-current assets and liabilities.

##### c) Use of estimates

The preparation of financial statements in conformity with IND AS requires management to make estimates and assumptions that affect the reported amounts of assets and liabilities and the disclosure of contingent liabilities as at the date of the financial statements and the results of operations during the reporting period. Although these estimates are based upon management's knowledge of current events and actions, actual results could differ from those estimates and revisions, if any, are recognised in the period in which the results are known.


##### d) Property plant and equipment, depreciation and amortisation

- i) Property plant and equipment are stated at cost of acquisition or construction, net of accumulated depreciation and impairment loss (if any). All significant costs relating to the acquisition and installation of property plant and equipment are capitalised. Subsequent costs are included in the asset's carrying amount or recognised as a separate asset, as appropriate, only when it is probable that future economic benefits associated with the item will flow to the Company and the cost of the item can be measured reliably. The carrying amount of the replaced part is derecognised. All other repairs and maintenance are charged to the statement of profit and loss during the financial period in which they are incurred.

Depreciation and amortisation is provided using the straight-line method based on the useful life of assets as specified in Schedule II of the Companies Act, 2013 except for leasehold improvement which is amortised over the period of lease or useful life of the asset, whichever is lower.

Asset	Useful life
Plant and machinery	15 years
Furniture and fittings	10 years
Tools	3 years
IT hardware & software	3/6 years
Office equipment	5 years
Vehicles	4/8 years

The assets' residual values and useful lives are reviewed, and adjusted if appropriate, at the end of each reporting period



## Cummins Sales & Service Private Limited

### Material accounting policies and notes to financial statements for the Year ended March 31,2024

- Intangible assets are recorded at the consideration paid for acquisition. Intangible assets are amortised over 3 to 6 years
- ii)

Softwares are amortised over a period of useful lives from the date of purchase/date of completion of development and put to use, being the estimated useful life as per the management estimate or license term whichever is less.

On transition to Ind AS, the Company has elected to continue with the carrying value of all of its property, plant and equipment and intangible assets recognised as at 1st April 2015 measured as per the previous GAAP and use that carrying value as the deemed cost.

#### e) Inventories

Inventories are stated at lower of cost and net realisable value after providing for obsolescence. The material costs are determined on weighted average basis and the valuation of finished goods represents the combined cost of material, labour and all manufacturing overheads. Net realisable value is estimated selling price in the ordinary course of business, less the estimated cost of completion and the estimated cost necessary to make the sale. Material in transit is valued at cost incurred till date.

#### f) Revenue recognition

##### Revenue from sale of products

Revenue from contracts with customers for sale of products is recognised, generally at a point in time, when control of the goods is transferred to the customer at an amount that reflects the transaction price which is the consideration that the Company expects to be entitled in exchange for those goods, excluding taxes or duties collected on behalf of the government e.g. goods and service tax (GST). The Company has generally concluded that it is the principal in its revenue arrangements.

##### Sale of services

The Company provides various services like repairs and maintenance services, Annual maintenance contracts and installation services. The Company recognizes revenue from installation services and repair and maintenance services at a point in time, after completion of the activity. Revenue from Annual maintenance contracts is recognised over a period of time i.e based on the proportionate completion method. Completion is determined as a proportion of time elapsed under the contract till date to the total contract period.

##### Contract Assets

A contract asset is the right to consideration in exchange for goods or services transferred to the customer. If the Company performs by transferring goods or services to a customer before the customer pays the consideration or before payment is due, a contract asset is recognised for the earned consideration that is conditional.

##### Trade Receivables

A receivable represents the Company's right to an amount of consideration that is unconditional (i.e. only the passage of time is required before payment of the consideration is due).



## Cummins Sales & Service Private Limited

### Material accounting policies and notes to financial statements for the Year ended March 31,2024

#### g) Lease charges under operating leases

The determination of whether an arrangement is, or contains, a lease is based on the substance of the arrangement at the inception date. The arrangement is assessed for whether fulfilment of the arrangement is dependent on the use of a specific asset or assets or the arrangement conveys a right to use the asset or assets, even if that right is not explicitly specified in an arrangement.

As a lessee: Leases in which a significant portion of the risks and rewards of ownership are retained by the lessor are classified as operating leases. Lease charges under operating leases are recognised as an expense on straight-line basis over the lease term unless the payments are structured to increase in line with general inflation to compensate for lessors expected inflationary cost increase.

#### h) Employee Benefits

Expenses and liabilities in respect of employee benefits are recorded in accordance with Ind AS 19- 'Employee Benefits'.

##### A) Post-employment benefits

##### i) Defined contribution plans:

The Company has no legal or constructive obligations to pay further contributions if the fund does not hold sufficient assets to pay all employees the benefits relating to employee service in the current and prior periods. The Company has defined contribution plans for post employment benefits in the form of provident fund for employees which is administered by Regional Provident Fund Commissioner. The contributions are accounted for as employee benefit expense when they are due. Prepaid contribution is recognised as an asset to the extent cash refund or reduction in future contribution is available.

##### ii) Defined benefit plans

Unfunded Plan: The Company has defined benefit plans for Post-employment benefits in the form of Gratuity for all employees.

Liability for above defined benefit plans is provided on the basis of valuation, as at the balance sheet date, carried out by independent actuary. The actuarial method used for measuring the liability is the Projected Unit Credit method.

##### B) Other long-term employee benefit (Unfunded)

Liability for Compensated Absences is provided on the basis of valuation, as at the Balance Sheet date, carried out by independent actuary. The Actuarial valuation method used for measuring the liability is the Projected Unit Credit method. Under this method, projected accrued benefit is calculated at the beginning of the year and again at the end of the year for each benefit that will accrue for active members of the Plan. The "projected accrued benefit" is based on the Plan's accrual formula and upon service as of the beginning or end of the year, but using a member's final compensation, projected to the age at which the employee is assumed to leave active service. The Plan liability is the actuarial present value of the "projected accrued benefits" as of the end of the year for active members.

Re-measurements, comprising of actuarial gains and losses, the effect of the asset ceiling (excluding amounts included in net interest on the net defined benefit liability), are recognised immediately in the Balance Sheet with a corresponding debit or credit to retained earnings through OCI in the period in which they occur. Re-measurements are not reclassified to profit or loss in subsequent periods.

The present value of defined benefit obligation denominated in INR is determined by discounting the estimated future cash flows by reference to the market yield at the end of the reporting period on the government bonds that has terms approximately the terms of the related obligation.





## Cummins Sales & Service Private Limited

### Material accounting policies and notes to financial statements for the Year ended March 31,2024

#### i) Income-tax

The tax expense for the period comprises current and deferred tax. Tax is recognised in the Statement of Profit and Loss, except to the extent that it relates to items recognised in other comprehensive income or directly in equity. In this case, the tax is also recognised in other comprehensive income or directly in equity, respectively.

Current tax is measured at the amount expected to be paid to the tax authorities in accordance with the taxation laws prevailing and applicable for the relevant assessment year. Management periodically evaluates positions taken in tax returns with respect to situations in which applicable tax regulation is subject to interpretation. It establishes provisions where appropriate on the basis of amounts expected to be paid to the tax authorities.

Deferred income taxes are recognised for the future tax consequences attributable to temporary differences between the financial statement carrying amounts of existing assets and liabilities and their tax bases in the financial statements. The effect on deferred tax assets and liabilities of a change in the tax rates is recognised using the tax rates and tax laws that have been enacted or substantively enacted by the balance sheet date. Deferred tax assets are recognised only to the extent that it is probable that future taxable profit will be available against which the temporary differences can be utilized. Deferred tax assets and deferred tax liabilities are offset, if a legally enforceable right exists to set-off current tax assets against current tax liabilities and the deferred tax assets and deferred tax liabilities relate to the same taxable entity and the same taxation authority.

#### j) Provisions and contingent liabilities

A provision is recognised when there is a present legal or constructive obligation as a result of past event; it is probable that an outflow of resources will be required to settle the obligation, and in respect of which a reliable estimate can be made. These are reviewed at each balance sheet date and adjusted to reflect the current best estimates. A disclosure for a contingent liability is made where there is a possible obligation arising out of past event, the existence of which will be confirmed only by the occurrence or non occurrence of one or more uncertain future events not wholly within the control of the Company or a present obligation arising out of past event where it is either not probable that an outflow of resources will be required to settle or a reliable estimate of the amount cannot be made.

If the effect of the time value of money is material, provisions are discounted using a current pre-tax rate that reflects, when appropriate, the risks specific to the liability. When discounting is used, the increase in the provision due to the passage of time is recognised as a finance cost.

#### k) Impairment of non-financial assets

The Company tests for impairments at the close of the accounting period if and only if there are indications that suggest a possible reduction in the recoverable value of an asset. If the recoverable value of an Asset, i.e. the net realisable value or the economic value in use of a cash generating unit, is lower than the carrying amount of the asset the difference is provided for as impairment. However, if subsequently the position reverses and the recoverable amount becomes higher than the then carrying value the provision to the extent of the then difference is reversed, but not higher than the amount provided for.

#### l) Cash and cash equivalents

Cash and cash equivalents for the purpose of cash flow statement comprise cash in hand and at bank, demand deposits with banks, other short-term highly liquid investments with original maturities of three months or less.





## Cummins Sales & Service Private Limited

### Material accounting policies and notes to financial statements for the Year ended March 31,2024

#### m) Financial instruments

##### A) Financial assets

###### i) Initial recognition and measurement

All financial assets are recognised initially at fair value and transaction costs that are attributable to the acquisition of the financial asset is also adjusted.

###### ii) Subsequent measurement

Financial assets carried at amortised cost (AC)

A financial asset is subsequently measured at amortised cost if it is held within a business model whose objective is to hold the asset in order to collect contractual cash flows and the contractual terms of the financial asset give rise on specified dates to cash flows that are solely payments of principal and interest on the principal amount outstanding.

Financial assets at fair value through other comprehensive income (FVTOCI)

A financial asset is subsequently measured at fair value through other comprehensive income if it is held within a business model whose objective is achieved by both collecting contractual cash flows and selling financial assets and the contractual terms of the financial asset give rise on specified dates to cash flows that are solely payments of principal and interest on the principal amount outstanding.

Financial assets at fair value through profit or loss (FVTPL)

A financial asset which is not classified in any of the above categories are subsequently fair valued through profit or loss.

###### iii) Impairment of financial assets

The Company assesses on a forward looking basis the expected credit losses (ECL) associated with its assets measured at amortised cost and assets measured at fair value through other comprehensive income. The impairment methodology applied depends on whether there has been a significant increase in credit risk. Note 34 details how the Company determines whether there has been a significant increase in credit risk.

###### iv) Derecognition of financial assets

A financial asset is derecognised when:

- The Company has transferred the right to receive cash flows from the financial assets; or
- Retains the contractual rights to receive the cash flows of the financial assets, but assumes a contractual obligation to pay the cash flows to one or more recipients.

Where the entity has transferred the asset, the Company evaluated whether it has transferred substantially all risks and rewards of ownership of the financial asset. In such cases, the financial asset is derecognised. Where the entity has not transferred substantially all risks and rewards of ownership of the financial asset, the financial asset is not derecognised.

Where the entity has neither transferred a financial asset nor retains substantially all risks and rewards of the ownership of the financial asset, the financial asset is derecognised if the Company has not retained control of the financial asset. Where the Company retains control of the financial assets, the asset is continued to be recognised to the extent of continuing involvement in the financial asset.

##### B) Financial liabilities

###### i) Initial recognition and subsequent measurement

All financial liabilities are recognised initially at fair value and in case of loans and borrowings and payables, net of directly attributable transaction cost.

###### ii) Subsequent measurement

Financial liabilities are subsequently carried at amortised cost using the effective interest method. For trade and other payables maturing within one year from the balance sheet date, the carrying amounts approximate fair value due to the short maturity of these instruments.



## Cummins Sales & Service Private Limited

### Material accounting policies and notes to financial statements for the Year ended March 31,2024

#### C) Fair value of financial instruments

In determining the fair value of its financial instruments, the company uses a variety of methods and assumptions that are based on market conditions and risks existing at each reporting date. The methods used to determine fair value include discounted cash flow analysis, available quoted market prices. All methods of assessing fair value result in general approximation of value, and such value may vary from actual realization on future date.

#### 2 Other accounting policies

##### a) Segment reporting

Operating segments are reported in a manner consistent with the internal reporting provided to the chief operating decision-maker. The chief operating decision-maker, who is responsible for allocating resources and assessing performance of the operating segments, has been identified as the Board of Directors that makes strategic decisions.

##### b) Interest income

Interest income is recognised using current rate of interest. Interest income is included in the finance income in the Statement of Profit and Loss. Interest income is recognised on a time proportion basis taking into account the amount outstanding and the rate applicable.

##### c) Earnings per share

Basic earnings per share are calculated by dividing the net profit or loss for the year attributable to equity shareholders by the weighted average number of equity shares outstanding during the year. The weighted average numbers of equity shares outstanding during the period are adjusted for events of bonus issue; bonus element in a rights issue to existing shareholders; share split; and reverse share split.

For the purpose of calculating diluted earnings per share, net profit or loss for the year attributable to equity shareholders and the weighted average number of shares outstanding during the year are adjusted for the effects of all dilutive potential equity shares.

##### d) Borrowings cost

Interest cost on borrowings is recognised as finance expense in Statement of Profit and Loss.

##### e) Foreign currency transactions

###### i) Initial recognition

Transactions in foreign currency are recorded in the reporting currency by applying to the foreign currency amount the exchange rate prevailing on the date of the transaction.

###### ii) Subsequent recognition

Monetary items denominated in foreign currency as at the balance sheet date are converted at the exchange rate prevailing on that date.

###### iii) Exchange differences

Exchange differences arising on the settlement of monetary items or on reporting Company's monetary items at rates different from those at which they were initially recorded during the year, or reported in previous financial statements, are recognized as income or as expenses in the year in which they arise.

(This space has been intentionally left blank)



Cummins Sales & Service Private Limited

Material accounting policies and other explanatory information for the year ended March 31, 2024

3. Property, plant and equipment and intangible assets

Particulars	Gross block (at cost)			Depreciation and amortisation			Net block	
	As at April 1, 2023	Additions	Deductions / Write-off	For the year	Deductions / Write-off	As at March 31, 2024	As at March 31, 2023	As at March 31, 2022
<b>a). Tangible assets:</b>								
Leasehold Improvements	57.80	20.15	0.62	7.91	0.59	48.27	29.06	16.85
Tools	101.99	7.86	57.29	4.74	56.97	43.47	9.09	6.27
Computers	106.55	22.04	-	10.99	-	98.14	30.45	19.10
Plant and machinery	12.34	-	1.09	8.54	1.09	7.67	3.58	3.80
Office Equipment	75.82	7.11	7.20	64.32	7.20	61.44	14.29	11.50
Furniture And Fixtures	62.66	4.56	16.40	4.31	16.63	39.40	11.42	7.64
Vehicles	47.57	32.03	19.99	3.89	19.99	23.32	36.29	8.15
	<b>404.43</b>	<b>91.75</b>	<b>102.59</b>	<b>33.07</b>	<b>102.47</b>	<b>321.71</b>	<b>113.88</b>	<b>73.31</b>
<b>b.) Intangible assets:</b>								
Software	158.75	-	-	2.06	-	158.75	-	2.06
	<b>158.75</b>	<b>-</b>	<b>-</b>	<b>2.06</b>	<b>-</b>	<b>158.75</b>	<b>-</b>	<b>2.06</b>
<b>c.) ROU assets:</b>								
Buildings (ROU)	678.99	411.64	261.81	116.69	261.81	228.58	600.23	305.29
	<b>678.99</b>	<b>411.64</b>	<b>261.81</b>	<b>116.69</b>	<b>261.81</b>	<b>228.58</b>	<b>600.23</b>	<b>305.29</b>

Cummins Sales & Service Private Limited

Material accounting policies and other explanatory information for the year ended March 31, 2024

3. Property, plant and equipment and intangible assets

Particulars	Gross block (at cost)			Depreciation and amortisation			Net block	
	As at April 1, 2022	Additions	Deductions / Write-off	For the year	Deductions / Write-off	As at March 31, 2023	As at March 31, 2023	As at March 31, 2022
<b>a). Tangible assets:</b>								
Leasehold Improvements	113.60	12.76	68.57	8.19	68.40	40.95	16.85	12.44
Tools	100.85	1.15	-	5.23	-	95.70	6.17	10.37
Computers	115.20	12.19	21.14	8.90	21.14	87.15	19.40	15.81
Plant and machinery	12.34	-	-	0.80	-	8.54	3.80	4.60
Office Equipment	73.80	7.43	5.42	5.66	5.20	64.32	11.50	9.34
Furniture and fittings	64.57	-	1.92	3.02	1.87	55.02	7.64	10.70
Vehicles	47.57	-	-	3.18	-	39.42	8.15	11.32
	<b>327.93</b>	<b>31.53</b>	<b>97.05</b>	<b>34.38</b>	<b>96.61</b>	<b>331.10</b>	<b>71.31</b>	<b>74.58</b>
<b>b). Intangible assets:</b>								
Software	158.75	-	-	17.07	-	156.69	2.06	19.13
	<b>158.75</b>	<b>-</b>	<b>-</b>	<b>17.07</b>	<b>-</b>	<b>156.69</b>	<b>2.06</b>	<b>19.13</b>
<b>c). ROU assets:</b>								
Buildings (ROU)	661.11	78.49	60.61	107.61	60.61	373.70	305.29	334.40
	<b>661.11</b>	<b>78.49</b>	<b>60.61</b>	<b>107.61</b>	<b>60.61</b>	<b>373.70</b>	<b>305.29</b>	<b>334.40</b>



4. Other non current financial assets (carried at amortised cost)

	As at March 31, 2024	As at March 31, 2023
Security deposits*	56.81	49.84
	<b>56.81</b>	<b>49.84</b>

\* The security deposits are measured at amortised cost.

Break up of security details

	As at March 31, 2024	As at March 31, 2023
Security deposit considered good - Secured	-	-
Security deposit considered good - Unsecured	56.81	49.84
Security deposit which have significant increase in credit risk	-	-
Security deposit - credit impaired	-	-
	<b>56.81</b>	<b>49.84</b>

5. Deferred tax

A. Deferred tax assets (net)

	As at March 31, 2024	As at March 31, 2023
Deferred tax asset		
Provision for doubtful debts	34.36	32.46
Provision for employee benefits	91.41	94.72
Depreciation and amortisation	30.08	33.48
Other	77.60	52.52
Lease liability	13.95	3.58
	<b>247.40</b>	<b>216.76</b>

The Company offsets the tax assets and liabilities, if and only if, it has a legally enforceable right to set off current tax assets and current tax liabilities and the deferred tax assets and deferred tax liabilities relate to income taxes levied by the same tax authority.

Reconciliation of deferred tax assets (net)

Particulars	April 1, 2023	Recognised in other comprehensive income	Recognised in profit and loss	31-Mar-24
Deferred tax assets on the account of				
Provision for doubtful debts	32.46	-	1.90	34.36
Provision for employee benefits	94.72	(14.63)	11.32	91.41
Depreciation and amortisation	33.48	-	(3.40)	30.08
Other	52.52	-	25.08	77.60
Lease liability	3.58	-	10.37	13.95
	<b>216.76</b>	<b>(14.63)</b>	<b>45.27</b>	<b>247.40</b>

Particulars	April 1, 2022	Recognised in other comprehensive income	Recognised in profit and loss	March 31, 2023
Deferred tax assets on the account of				
Provision for doubtful debts	20.45	-	12.01	32.46
Provision for employee benefits	87.43	(5.76)	13.05	94.72
Depreciation and amortisation	30.99	-	2.49	33.48
Other	48.43	-	4.09	52.52
Lease liability	11.48	-	(7.90)	3.58
	<b>198.78</b>	<b>(5.76)</b>	<b>23.75</b>	<b>216.76</b>





5. Deferred tax (Contd.)

B The major components of income tax expenses for the years ended March 31, 2023 and March 31, 2024 are:

	₹ Lacs	
	As at March 31, 2024	As at March 31, 2023
<b>Statement of profit and loss:</b>		
<b>Current income tax</b>		
Current income tax charge	369.96	202.18
Tax expense pertaining to earlier years	8.69	20.33
<b>Deferred tax</b>		
Relating to originating and reversal of temporary differences	(45.27)	(23.75)
<b>Income tax expenses reported in the statement of profit and loss</b>	<b>333.38</b>	<b>198.76</b>
<b>Other comprehensive income:</b>		
Income tax related to items recognised in OCI during the year:	(14.63)	(5.76)
<b>Net gain on remeasurements of defined benefit plans</b>	<b>(14.63)</b>	<b>(5.76)</b>

C Reconciliation of tax expenses and the accounting profit multiplied by India's domestic tax rate for March 31, 2024 and March 31, 2023

	₹ Lacs	
	As at March 31, 2024	As at March 31, 2023
Accounting profit before tax	1,329.14	693.91
At India's statutory Income tax rate of 25.168% (March 31, 2023 : 25.168 %)	369.96	202.18
Adjustment in respect of income tax related to earlier year	8.69	20.33
Others	(45.27)	(23.75)
<b>Income tax expenses reported in the statement of profit and loss</b>	<b>333.38</b>	<b>198.76</b>

6. Inventories

	₹ Lacs	
	As at March 31, 2024	As at March 31, 2023
Traded goods	2,947.74	2,726.81
	<b>2,947.74</b>	<b>2,726.81</b>

Note:

- Write- Down of Inventories to net realisable value amounted to Rs. 5.48 lacs (March 31, 2023: Rs.(4.08) lacs). These were recognised as an expense/income during the year and included in "change in value of inventories of stock-in-trade" in the statement of profit and loss.
- Cumulative provision made for excess and obsolete inventories upto year March 31, 2024, ₹ 282.48 lacs (upto March 31, 2023: ₹ 213.42 lacs).
- Inventory is pledged as security against limit sanctioned by HDFC bank(Refer note 40).

(This space has been intentionally left blank)



7. Trade receivables

Trade receivables considered good - secured  
Trade receivable consider good- Unsecured  
Trade receivable credit impaired- Unsecured  
Trade receivables from related parties considered good - unsecured (Refer note 31)  
Less: Loss allowance

Break up for security details

Trade receivable consider good- Unsecured  
Trade receivable which are credit impaired

Less: Loss allowance

Total

Reconciliation of provision for doubtful debts

Opening provision  
Add: Additions (Net)  
Less: Write-offs\*

Closing provision

\* Total bad debts written-off during the year ended March 31, 2024 is Rs. Nil (2022-23: Rs. 11.23 Lakhs).

₹ Lacs	
As at March 31, 2024	As at March 31, 2023
-	-
3,025.54	1,899.57
136.50	110.00
136.21	22.62
(136.50)	(110.00)
<b>3,161.75</b>	<b>1,922.19</b>
3,161.75	1,922.19
136.50	110.00
<b>3,298.25</b>	<b>2,032.19</b>
(136.50)	(110.00)
<b>3,161.75</b>	<b>1,922.19</b>
₹ Lacs	
As at March 31, 2024	As at March 31, 2023
110.00	62.26
26.50	58.97
-	11.23
<b>136.50</b>	<b>110.00</b>

1. Current Year Ageing for account for

Particulars	Outstanding for the following periods from due date of payment							Total
	Unbilled	Not Due	Less than 6 months	6 months-1 year	1-2 years	2-3 years	More than 3 years	
(i) Undisputed Trade Receivables - considered good	-	1,101.91	1,551.73	286.69	100.29	51.60	69.53	3,161.75
(ii) Undisputed Trade Receivables - credit impaired	-	-	-	18.14	31.96	29.46	49.16	128.72
(iii) Disputed Trade Receivables - considered good	-	-	-	-	-	-	-	-
(iv) Disputed Trade Receivables - credit impaired	-	-	-	-	-	-	7.78	7.78

2. Previous Year Ageing for account for

Particulars	Outstanding for the following periods from due date of payment							Total
	Unbilled	Not Due	Less than 6 months	6 months-1 year	1-2 years	2-3 years	More than 3 years	
(i) Undisputed Trade Receivables - considered good	-	869.76	790.39	180.38	84.45	0.19	0.02	1,922.19
(ii) Undisputed Trade Receivables - credit impaired	-	-	-	-	25.16	44.80	31.56	101.53
(iii) Disputed Trade Receivables - considered good	-	-	-	-	-	-	-	-
(iv) Disputed Trade Receivables - credit impaired	-	-	-	-	-	3.86	4.62	8.47

No trade receivable or advances are due from directors or other officers of the Company either severally or jointly with any other person. Trade receivables are non interest bearing and are generally on terms of 30 to 90 days.

For terms and conditions and transactions with related parties refer note 31.

The trade receivables are carried at amortised cost.

(This space has been intentionally left blank)



**Cummins Sales & Service Private Limited**  
**Material accounting policies and other explanatory information for the year ended March 31,2024**

**8. Cash and cash equivalents (carried at amortised cost)**

	₹ Lacs	
	As at March 31, 2024	As at March 31,2023
Cash on hand	0.23	0.32
Cheque on hand	-	21.87
Balance with banks in current accounts	811.55	520.27
	<b>811.78</b>	<b>542.46</b>

**9. Other current financial assets**

	₹ Lacs	
	As at March 31, 2024	As at March 31,2023
Security deposits	81.50	61.48
Interest accrued on security deposits	7.55	3.14
	<b>89.05</b>	<b>64.62</b>

**Break up for security details**

Security deposit considered good - Secured	-	-
Security deposit considered good - Unsecured	81.50	61.48
Security deposit which have significant increase in credit risk	-	-
Security deposit - credit impaired	18.98	18.98
Less: Loss allowance	(18.98)	(18.98)
	<b>81.50</b>	<b>61.48</b>

\* The security deposits are measured at amortised cost.

**10. Contract Assets**

	₹ Lacs	
	As at March 31, 2024	As at March 31,2023
Contract assets relating to Comprehensive Annual Maintenance Contract	70.71	-
Less: Loss allowance	-	-
<b>Total contract assets</b>	<b>70.71</b>	<b>-</b>
Contract liabilities relating to Comprehensive Annual Maintenance Contract	-	-
<b>Total contract liabilities</b>	<b>-</b>	<b>-</b>
	<b>70.71</b>	<b>-</b>

Refer note 35 for additional disclosures

**11. Income tax asset (net)**

	As at March 31, 2024	As at March 31,2023
Advance Income Tax (net of provision for taxation)	1.19	-
	<b>1.19</b>	<b>-</b>

**12. Other current assets**

	₹ Lacs	
	As at March 31, 2024	As at March 31,2023
<b>Unsecured, considered good</b>		
Balances with statutory/government authorities	368.69	22.17
Prepayments	75.42	85.67
Advance to suppliers	91.68	28.06
Other claims receivable	116.13	-
Other receivable	128.31	92.27
	<b>780.23</b>	<b>228.12</b>

(This space has been intentionally left blank)



**Cummins Sales & Service Private Limited**
**Material accounting policies and other explanatory information for the year ended March 31, 2024**
**13. Share capital**

	₹ Lacs	
	As at March 31, 2024	As at March 31, 2023
<b>Authorised</b>		
12,000,000 equity shares of ₹ 10 each	1,200.00	1,200.00
<b>Issued, subscribed and fully paid-up shares</b>		
12,000,000 equity shares of ₹ 10 each	1,200.00	1,200.00
	<b>1,200.00</b>	<b>1,200.00</b>

**a. Reconciliation of number of shares**
**Equity shares**

	As at March 31, 2024		As at March 31, 2023	
	Nos.	₹ Lacs	Nos.	₹ Lacs
Balance as at the beginning of the year	1,20,00,000	1,200.00	1,20,00,000	1,200.00
Increase during the year	-	-	-	-
<b>Balance as at the end of the year</b>	<b>1,20,00,000</b>	<b>1,200.00</b>	<b>1,20,00,000</b>	<b>1,200.00</b>

**b. Rights, preferences and restrictions attached to shares**

The Company has only one class of equity shares having a par value of ₹ 10 per share. Each shareholder is entitled to one vote per share held. In the event of liquidation of the Company, the equity shareholders are eligible to receive remaining assets of the Company, after distribution of all preferential amounts, in the proportion to their shareholding.

- c. Of the above equity shares, 11,999,990 (March 31, 2023: 11,999,990) shares of ₹ 10 each are held by the Holding Company, Cummins India Limited. Of the remaining 10 equity shares, 5 equity shares each are held by Mr. Vivek Shouraiiah Malapati and Cummins India Limited jointly (March 31, 2023: 5 equity shares each are held by Ms. Shveta Arya and Cummins India Limited jointly) and 5 equity shares each are held by Mr. Madankumar Kotragauda Patil and Cummins India Limited jointly.

- d. No shares have been allotted as fully paid-up shares by way of bonus issues nor has any bought back of shares happened during the period of five years immediately preceding the reporting date.

**e. Details of shares held by the promoter holding more than 5% of the aggregate shares in the Company**

	As at March 31, 2024		As at March 31, 2023	
	Nos.	%	Nos.	%
<b>Equity shares of ₹ 10 each fully paid</b>				
Cummins India Limited (Refer note c above)	1,19,99,990	100.00%	1,19,99,990	100.00%
Cummins India Limited jointly held by Shveta Arya	-	0.00%	5	0.00%
Cummins India Limited jointly held by Vivek Shouraiiah Malapati	5	0.00%	-	0.00%
Cummins India Limited jointly held by Madankumar K. Patil	5	0.00%	5	0.00%

**14. Other equity**


	₹ Lacs	
	As at March 31, 2024	As at March 31, 2023
Opening balance	1,302.52	790.24
Profit for the year	995.76	495.15
Other comprehensive income for the year	43.51	17.13
<b>Closing balance</b>	<b>2,341.79</b>	<b>1,302.52</b>

**Description of nature and purpose of each reserve**
**Retained earnings:**

Retained earnings are created from the profits of the Company, as adjusted for distribution to owners, transfer to other reserve, remeasurement of defined benefit plans etc.

**15. Provisions**

	₹ Lacs	
	As at March 31, 2024	As at March 31, 2023
Provision for post retirement benefit and compensated absences (Refer note 30 (B))	363.24	376.36
<b>Current provisions</b>	<b>363.24</b>	<b>376.36</b>
Provision for gratuity	46.76	21.52
Provision for compensated absences	13.89	7.03
	<b>60.65</b>	<b>28.55</b>
<b>Non-current provisions</b>		
Provision for gratuity	240.71	271.79
Provision for compensated absences	61.88	76.02
	<b>302.59</b>	<b>347.81</b>





## 16. Trade payables

	As at March 31, 2024	As at March 31,2023
- Total outstanding dues of Micro enterprises and small enterprises	89.50	89.45
- Total outstanding dues of Creditors other than Micro enterprises and small enterprises	212.04	184.95
- Trade payables to related party (refer note 31)	2,725.49	1,561.26
	<b>3,027.03</b>	<b>1,835.66</b>

The dues to micro and small enterprises as required under the Micro, Small and Medium Enterprises Development Act, 2006 to the extent information available with the company is given below:

## 1. Current Year- Ageing for trade payable

Particulars	Outstanding for the following periods from due date of payment						Total
	Unbilled	Not Due	Less than 1	1-2 years	2-3 years	More than 3 years	
(i) Undisputed dues - MSME	-	89.50	-	-	-	-	89.50
(ii) Undisputed dues - Others	73.77	1,989.93	873.70	-	-	0.13	2,937.53
(iii) Disputed dues - MSME	-	-	-	-	-	-	-
(iv) Disputed dues - Others	-	-	-	-	-	-	-

## 2. Previous Year- Ageing for trade payable

Particulars	Outstanding for the following periods from due date of payment						Total
	Unbilled	Not Due	Less than 1	1-2 years	2-3 years	More than 3 years	
(i) Undisputed dues - MSME	-	83.11	6.34	-	-	-	89.45
(ii) Undisputed dues - Others	152.07	920.07	671.55	-	-	2.52	1,746.21
(iii) Disputed dues - MSME	-	-	-	-	-	-	-
(iv) Disputed dues - Others	-	-	-	-	-	-	-

## Particulars

	As at March 31, 2024	As at March 31,2023
Total outstanding dues of micro and small enterprises	89.5	89.4
1. Principal amount	89.5	89.45
2. Interest accrued	-	1.0
3. Payment made to suppliers (other than interest) beyond the appointed day, during the	3.8	33.2
4. Interest paid to suppliers under MSMED Act, 2006 (other than section 16)	-	-
5. Interest paid to suppliers under MSMED Act, 2006 (section 16)	-	-
6. Interest due and payable to suppliers under MSMED Act, 2006 for the payments	1.0	1.0
7. Interest accrued and remaining unpaid at the end of the year to suppliers under	1.0	1.0

Note: Trade payables are non-interest bearing and are normally settled at 60 days terms. For terms and conditions and transactions with related party refer note 31.



**Cummins Sales & Service Private Limited**

**Material accounting policies and other explanatory information for the year ended March 31,2024**

**17. Other current financial liabilities**

Employee related payables  
Others

₹ Lacs	
As at March 31, 2024	As at March 31,2023
321.19	247.37
*	0.36
<b>321.19</b>	<b>247.73</b>

**18. Other current liabilities**

Statutory dues  
Unearned revenue  
Advances from customers

₹ Lacs	
As at March 31, 2024	As at March 31,2023
109.52	86.81
348.79	404.72
540.68	304.98
<b>998.99</b>	<b>796.51</b>

**19. Current tax Liability (net)**

Provision for income tax (Net of advance tax)

₹ Lacs	
As at March 31, 2024	As at March 31,2023
	24.06
*	<b>24.06</b>

(This space has been intentionally left blank)



**Cummins Sales & Service Private Limited****Material accounting policies and other explanatory information for the year ended March 31,2024****20 Revenue from operations**

	₹ Lacs	
	Year Ended March 31, 2024	Year ended March 31,2023
Sale of traded goods*	16,605.44	11,676.13
Sale of services	3,297.05	2,874.93
	<b>19,902.49</b>	<b>14,551.06</b>

\* The Company trades in numerous components which are used in the repair and maintenance of generator and related machinery. Since, these traded goods fall under the category of 'Spare Parts', thus a detailed disclosure of type of spare parts sold would be voluminous in nature, hence,has not been given. Refer note 35 for additional disclosures.

**21 Other income**

	₹ Lacs	
	Year Ended March 31, 2024	Year ended March 31,2023
Interest income on security deposits	6.29	2.09
Rental Income	13.01	6.83
Interest on Income Tax Refund	-	12.00
Gain on sale of property, plant and equipment	3.31	1.20
	<b>22.61</b>	<b>22.12</b>

**22 Purchase of traded goods and services**

	₹ Lacs	
	Year Ended March 31, 2024	Year ended March 31,2023
Purchase of traded goods - spare parts and consumables*	14,515.18	11,262.53
Direct expenses - repair charges for job works	549.53	377.34
	<b>15,064.71</b>	<b>11,639.87</b>

\* The Company trades in numerous components which are used in the repair and maintenance of generator and related machinery. Since, these traded goods fall under the category of 'Spare Parts', thus a detailed disclosure of type of spare parts sold would be voluminous in nature, hence,has not been given.

**23 Change in inventories of traded goods**

	₹ Lacs	
	Year Ended March 31, 2024	Year ended March 31,2023
Inventories at the beginning of the year Traded goods	2,726.81	1,485.32
Inventories at the end of the year Traded goods	(2,947.74)	(2,726.81)
	<b>(220.93)</b>	<b>(1,241.49)</b>

(This space has been intentionally left blank)



**Cummins Sales & Service Private Limited****Material accounting policies and other explanatory information for the year ended March 31,2024****24 Employee benefit expenses**

	₹ Lacs	
	Year Ended March 31, 2024	Year ended March 31,2023
Salaries, wages and bonus	1,941.24	1,708.99
Gratuity	64.73	39.97
Contribution to provident and other funds	124.94	110.83
Staff welfare expenses	76.14	45.49
	<b>2,207.05</b>	<b>1,905.28</b>

**25 Finance costs**

	₹ Lacs	
	Year Ended March 31, 2024	Year ended March 31,2023
Interest cost	3.18	8.29
Interest expense on lease liability	59.42	36.68
	<b>62.60</b>	<b>44.97</b>

(This space has been intentionally left blank)





**Cummins Sales & Service Private Limited**
**Material accounting policies and other explanatory information for the year ended March 31,2024**
**26 Other expenses**

	Year Ended March 31, 2024	Year ended March 31,2023
Communication expenses	48.78	48.25
Sales promotion and advertisement	6.23	4.17
Legal and professional fees	172.80	199.94
Travelling and conveyance	294.77	248.39
Repairs and maintenance		
-Others	24.55	17.30
Housekeeping Expenses	32.60	26.04
Computer Support Services	84.44	67.86
Provision for doubtful debts and advances	26.50	47.74
Power and fuel consumed	22.18	22.36
Printing and stationery	16.49	10.50
Rent (short term leases)	10.05	37.92
Service charges for business support	201.49	141.68
Insurance	64.54	66.37
Freight outward	74.66	70.67
Wages to casual labour	79.50	71.81
Contracted security	62.25	58.13
Bad debts written off	-	11.23
Payment to auditors (refer details below)	14.00	12.52
Gain/Loss of Written of Fixed Assets	0.09	0.21
Rates & Taxes	6.53	113.62
CSR Expense (refer details below)	6.13	-
Training Expenses	73.36	39.53
Miscellaneous expenses	8.68	55.35
	<b>1,330.70</b>	<b>1,371.59</b>

**Payment to auditors\***

	Year Ended March 31, 2024	Year ended March 31,2023
Statutory audit	10.20	10.50
Tax audit	1.80	1.50
Out of pocket expenses	2.00	0.52
	<b>14.00</b>	<b>12.52</b>

\* excluding applicable taxes

**Corporate social responsibility**

Accrual towards unspent obligations/(excess) in relation to:

- Ongoing project

Total

-	-
-	-

Amount required to be spent as per Section 135 of the Act

Add: Accrual of previous year unspent amount

Less : Excess spends in previous year

Amount spent during the year:

(i) Construction/acquisition of an asset

(ii) On purpose other than (i) above

6.13	-
-	-
-	-
-	-
6.13	-

Amount of cumulative excess at the end of the year

-	-
---	---

(This space has been intentionally left blank)



Cummins Sales & Service Private Limited  
Material accounting policies and other explanatory information for the year ended March 31,2024

27. Earning per share (EPS)

Earnings per share is calculated by dividing the profit attributable to the equity shareholders by the weighted average number of equity shares outstanding during the year. The numbers used in calculating basic and diluted earnings are stated below :

	Year Ended March 31, 2024	Year ended March 31,2023
Profit for the year after taxation (₹ Lacs)	995.76	495.15
Weighted average number of shares outstanding during the year	1,20,00,000	1,20,00,000
Face value per share (₹)	10.00	10.00
Earnings per share (Basic and Diluted) (₹)	8.30	4.13

(This space has been intentionally left blank)



**28 Significant accounting judgements, estimates and assumptions**

The preparation of the Company's financial statements requires management to make judgements, estimates and assumptions that affect the reported amounts of revenues, expenses, assets and liabilities, and the accompanying disclosures, and the disclosure of contingent liabilities. Uncertainty about these assumptions and estimates could result in outcome that require a material adjustment to the carrying amount of assets or liabilities affected in future periods.

**Estimates and assumptions**

The key assumptions concerning the future and other key sources of estimation uncertainty at the reporting date that have a significant risk of causing a material adjustment to the carrying amount of assets and liabilities within the next financial year, are described below. The Company based its assumptions and estimation on parameters available when the financial statements are prepared. Existing circumstances and assumptions about future developments, however, may change due to market changes or circumstances arising beyond the control of the Company. Such changes are reflected in the assumptions when they occur.

**1 Defined benefit plans (gratuity benefits):**

The cost of the defined benefit gratuity plan and the present value of the gratuity obligation are determined using actuarial valuations. An actuarial valuation involves making various assumptions that may differ from actual developments in the future. These include the determination of the discount rate, future salary increases and mortality rates. Due to the complexities involved in the valuation and its long term nature, a defined benefit obligation is highly sensitive to changes in these assumptions. All assumptions are reviewed at each reporting date.

Discount rate is the parameter which is subject to change. In determining the appropriate discount rate for plans operated in India, the management considers the interest rates of government bonds. The mortality rate is based on publicly available mortality tables for India. Mortality tables change only at interval in response to demographic changes. Future salary increases and gratuity increases are based on expected future inflation rates. Further details about gratuity obligations are given in Note 30.

**2 Allowance for doubtful debts**

The allowance for doubtful debts reflects management's estimate of losses inherent in its credit portfolio. This allowance is based on Company's estimate of the losses to be incurred, which derives from past experience with similar receivables, current and historical past due amounts, write-offs and collections, the careful monitoring of portfolio credit quality and current and projected economic and market conditions. Should the present economic and financial situation persist or even worsen, there could be a further deterioration in the financial situation of the Company's debtors compared to that already taken into consideration in calculating the allowances recognized in the financial statements.

**3 Leases**

The Company determines the lease term as the non-cancellable period of a lease including any option to extend or terminate the lease, if the use of such option is reasonably certain. The Company makes an assessment on the expected lease term on a lease-by-lease basis and thereby assesses whether it is reasonably certain that any options to extend or terminate the contract will be exercised. In evaluating the lease term, the Company considers factors such as any significant leasehold improvements undertaken over the lease term, costs relating to the termination of the lease and the importance of the underlying asset to operations, taking into account the location of the underlying asset and the availability of suitable alternatives. The lease term in future periods is reassessed to ensure that the lease term reflects the current economic circumstances. The Company has applied an incremental borrowing rate for the purpose of computing lease liabilities based on the rate prevailing in India. The incremental borrowing rate used was 8.5 to 10%

**29. Contingent liabilities and commitments**

₹ Lacs

**(a) Contingent liabilities**

Bank guarantees

Year Ended March 31, 2024	Year ended March 31, 2023
98.89	25.73
<b>98.89</b>	<b>25.73</b>

**(b) Commitment**

Estimated value of contracts remaining to be executed on capital account and not provided for: nil (Previous year Nil)

(This space has been intentionally left blank)



**Cummins Sales & Service Private Limited**

**Material accounting policies and other explanatory information for the year ended March 31, 2024**

**30. Employee benefit obligation**

**A. Defined contributions plans**

The Company has recognised the following amounts in statement of profit and loss for the year :

Sr. No.	Particulars	Year Ended	Year ended
		March 31, 2024	March 31, 2023
i)	Employees provident fund	121.38	98.04
ii)	Employees state insurance	3.56	5.28
		<b>124.94</b>	<b>103.32</b>

**B. Defined benefits plans**

The following figures are as per actuarial valuation, as at the Balance Sheet date, carried out by an independent actuary:

**a. The amount recognised in the Statement of Profit and Loss:**

Sr. No.	Particulars	Year Ended	Year ended
		March 31, 2024	March 31, 2023
i)	Current service cost	44.06	44.68
ii)	Interest cost	20.67	18.18
iii)	Actuarial (gains)/losses reclassified to other comprehensive income	(58.14)	(22.89)
		<b>6.59</b>	<b>39.97</b>

**b. The amount recognised as other comprehensive income:**

Sr. No.	Particulars	Year Ended	Year ended
		March 31, 2024	March 31, 2023
i)	Actuarial (gains)/losses	(58.14)	(22.89)
		<b>(58.14)</b>	<b>(22.89)</b>

**c. A reconciliation of opening and closing balances of the present value of the Defined Benefit Obligation (DBO):**

Sr. No.	Particulars	As at	As at
		March 31, 2024	March 31, 2023
	Opening defined benefit obligation	293.32	265.95
i)	Current service cost	44.06	44.68
ii)	Interest Cost	20.67	18.18
iii)	Actuarial (gains) / losses	(58.14)	(22.89)
iv)	Benefits Paid	(12.44)	(12.61)
	<b>Closing defined benbefit obligation</b>	<b>287.47</b>	<b>293.31</b>
	Current defined benefit obligation	46.76	21.52
	Non-current defined benefit obligation	240.71	271.79


**d. Expected benefit payments for the next year:**

Sr. No.	Particulars	As at	As at
		March 31, 2024	March 31, 2023
i)	Expected benefit payments for the next year	48.34	22.29
		<b>48.34</b>	<b>22.29</b>

**e. Following are the Principal Actuarial Assumption used for gratuity and compensated absences as at the balance sheet date:**

Sr. No.	Particulars	Year Ended	Year ended
		March 31, 2024	March 31, 2023
i)	Discount rate	6.90%	7.20%
ii)	Salary escalation rate	7.00%	9.00%
iii)	Withdrawal rate	15.00%	8.00%
iv)	Mortality rate	Indian assured lives mortality (2006-08) (modified)ult	Indian assured lives mortality (2006-08) (modified)ult

The estimates of future salary increases considered in actuarial valuation takes into account inflation, seniority, promotion and other relevant factors.





**Cummins Sales & Service Private Limited**  
**Material accounting policies and other explanatory information for the year ended March 31,2024**  
**30. Employee benefit obligation (Contd.)**

f. Experience adjustment history:

Sr. No.	Particulars	March 31, 2024	March 31, 2023	March 31, 2022	March 31, 2021	March 31, 2020
i)	Defined benefit obligation at end of the period	287.47	293.31	265.95	243.35	238.76
ii)	Funded status	287.47	293.31	265.95	243.35	238.76
iii)	Experience Gain/(Loss) adjustments on plan Liabilities	58.14	22.29	18.49	18.60	14.50
iv)	Actuarial Gain/(Loss) due to Change on assumptions	26.18	5.10	7.49	(24.36)	(37.71)

g. A quantitative sensitivity analysis for significant assumption as at March 31, 2024 is as shown below:

Sr. No.	Assumptions	Year ended March 31,2024	Year ended March 31,2024	Year ended March 31,2024
		Discount rate	Future salary increase	Withdrawal rate
		0.5% increase	0.5% decrease	5% increase
		0.5% decrease	0.5% increase	5% decrease
i)	Gratuity fund	(7.02)	7.37	(2.15)
				2.55

The sensitivity analysis above has been determined based on a method that extrapolates the impact on defined benefit obligation as a result of reasonable changes in key assumptions occurring at the end of the reporting period.

A quantitative sensitivity analysis for significant assumption as at March 31, 2023 is as shown below:

Sr. No.	Assumptions	Year ended March 31,2023	Year ended March 31,2023	Year ended March 31,2023
		Discount rate	Future salary increase	Withdrawal rate
		0.4% increase	0.4% decrease	0.5% increase
		0.4% decrease	0.4% increase	0.5% decrease
i)	Gratuity fund	(12.15)	13.04	(13.59)
				23.41



**Cummins Sales & Service Private Limited**  
**Material accounting policies and other explanatory information for the year ended March 31,2024**

**31. Related party disclosures**

**a) Name of the related party and nature of relationship where control exists**

Name of related party	Nature of relationship
Cummins Inc.	Ultimate holding company
Cummins India Limited	Holding Company
Valvoline Cummins Private Limited	Joint Venture of holding company
Cummins Technologies India Private Limited	Fellow Subsidiary of holding company
Mr. Ashish Taneja	Director
Mr. Madankumar Kotragauda Patil	Director
Ms. Shveta Arya	Director (up to 5th April 2023)
Ms. Mrudul Jatin Bhatia	Director
Ms. Sanjit Kaur Batra	Director
Mr. Vivek Shouraiyah Malapati	Director
Mr. Ravinder Singh Rana	Chief financial officer (up to 29th April 2023)
Mr. Nitin Narendra Prabhu	Manager and Key management personnel (upto 6th July, 2023)
Ms. Himanshi Dhyani	Company Secretary and Key management personnel (w.e.f. 31 January 2023)
Mr. Deenadayalan Mani	Manager and Key management personnel (w.e.f. 26th October, 2023)
Mr. Gaurav Jain	Chief Finance Officer and Key management personnel (w.e.f. 8th August, 2023)

**b) The following table provides the total amount of transactions and balances with related parties pertaining to the relevant financial year:**

Nature of transaction	Name of the party	Year Ended March 31, 2024	Year ended March 31, 2023
<b>Sales and purchases of goods and Services</b>			
Sales of goods and services	Cummins India Limited	3,611.93	3,152.67
	Cummins Technologies India Private Limited	24.69	20.39
		<b>3,636.62</b>	<b>3,173.06</b>
Purchases of goods and services	Cummins India Limited	12,331.38	8,839.90
	Valvoline Cummins Private Limited	2,143.78	1,897.16
	Cummins Technologies India Private Limited	3.12	3.06
		<b>14,478.28</b>	<b>10,740.12</b>
Purchase of software licenses	Cummins Inc.	3.31	3.51
Directors sitting fees	Directors sitting fees	0.45	0.15

**c) Outstanding balances arising from sales/purchases of goods and services**

Name of the Party	Nature of transaction	Year Ended March 31, 2024	Year ended March 31, 2023
<b>Trade payable (purchases of goods and services)</b>			
	Cummins India Limited	2,251.28	1,460.76
	Valvoline Cummins Private Limited	473.88	100.20
	Cummins Technologies India Private Limited	0.33	0.31
		<b>2,725.49</b>	<b>1,561.27</b>
<b>Trade receivables (sale of goods and services)</b>			
	Cummins India Limited	135.65	22.06
	Cummins Technologies India Private Limited	0.56	0.56
		<b>136.21</b>	<b>22.62</b>

Terms and conditions of transactions with related parties:

- Includes remuneration paid to key managerial personnel
- The sales to and purchases from related parties including services are made on terms equivalent to those that prevail in arm's length transactions. Outstanding balances at the year end are unsecured and interest free and settlement occurs in cash. There have been no guarantees provided or received from any related party receivables or payables. For the period ended March 31, 2024, the Company has not recorded any impairment of receivables relating to amounts owned by related parties (March 31, 2023: nil). This assessment is undertaken each financial year through examining the financial position of the related party and the market in which the related party operates.
- Does not include ₹ 0.00 lakh (previous year : ₹ 3.33 lakh) towards engine business commission.
- KMP's also participate in post-employment benefit plans and other long term benefits provided by the company. The amounts in respect of these towards the KMP's cannot be segregated as these are based on actuarial valuation for all employees of the Company.
- Does not include the accrued income of ₹ 74.01 (Previous year : ₹ 49.82 lakh) to Valvoline Cummins Private Limited.



### 33. Fair value disclosures

The Company is of the view that it operates in one segment viz. 'Sale of Engine Spare Parts & related Services' and hence no disclosure has been made.

**(i) Fair values hierarchy**

**(i) Fair values hierarchy**

Financial assets and financial liabilities measured at fair value in the statement of financial position are grouped into three Levels of a fair value hierarchy. The three levels are defined based on the observability of significant inputs to the measurement, as follows:

Level 1: quoted prices (unadjusted) in active markets for financial instruments.  
Level 2: The fair value of financial instruments with inputs that are not quoted prices in active markets but are observable inputs.

Level 3: If one or more of the significant inputs in the valuation technique are not based on observable market data rely as little as possible on entity specific estimates.

**Level 3:** If one or more of the significant inputs is not based on observable market data, the instrument is included in level 3.

(ii) **Financial assets and liabilities measured at fair value - recurring fair value measurements**  
The Company does not have any financial instruments which are measured at fair value on a recurring basis.

The Company does not have any financial instruments which are measured at Fair value either through statement of profit and loss or through other comprehensive income.

(iii) **Fair value of instruments measured at amortised cost**  
All financial assets and liabilities that are measured at amortised cost are carried at the amount of cash paid or received less any amortisation of the premium or discount, net of impairment losses.

The management assessed that the fair values of these financial instruments approximate their carrying values.

Particulars	March 31, 2024	March 31, 2023
<b>Financial assets</b>		
<b>Non current financial assets</b>		
Other non-current		
<b>Current financial assets</b>	56.81	49.84
(a) Trade receivables		
(b) Cash and cash equivalents	3,161.75	1,922.19
(c) Other Financial assets	811.78	542.46
<b>Total</b>	89.05	64.62
<b>Financial liabilities</b>	<b>4,119.39</b>	<b>2,579.11</b>
Lease liability		
<b>Current financial liabilities</b>	548.77	275.66
Lease liability		
Trade payables	99.76	72.96
<b>Other financial liabilities</b>	3,027.03	1,835.66
<b>Total</b>	321.19	247.73
<b>Financial risk management</b>	<b>3,996.78</b>	<b>2,432.01</b>

### 34. Financial risk management

**Financial risk factors:**

The Company's activities expose it to a variety of financial risks: market risk (including currency risk, fair value interest rate risk and price risk), credit risk and liquidity risk.

**a) Market risk**

Market risk is the risk that the fair value of future cash flows of a financial instrument will fluctuate because of changes in market prices. Market risk comprises three types of risks as follows

i) **Interest rate risk**

Interest rate risk is the fair value of future cash flows of a financial instrument which will fluctuate because of changes in the market interest rates. The Company's investments in fixed deposits pay interest at fixed interest rates. Though company has a borrowing facility in terms of working capital demand loan, the utilisation of credit is minimal. Thus managing its interest rate risk.

The following table demonstrates the sensitivity of interest payable:

The following table demonstrates the sensitivity of interest payable:

Interest rate	% change	Year Ended	Year ended
		March 31, 2024	March 31, 2023
		Effect on Profit before tax	Effect on Profit before tax
	1% Increase	(0.35)	(0.92)
9.00%	1% Decrease	0.35	0.92
	1% Increase	(0.35)	(0.92)
9.00%	1% Decrease	0.35	0.92

**ii) Foreign currency risk**

**Foreign currency risk**  
The Company is not exposed to foreign currency sensitivity as it does not have any financial assets or liabilities denominated in foreign currency.

**Price risk**

iii) **Price risk**

The Company doesn't have any investment other than fixed deposits issued as security deposits to customers. These fixed deposits are fixed interest rate bearing instruments. Thus, there is no material price risk. Hence, due to its immaterial value, no sensitivity data is being disclosed.



## b) Credit risk

Credit risk is the risk that counterparty will not meet its obligation under financial instrument or customer contract, leading to a financial loss. The Company is exposed to credit risk primarily from trade receivables and other receivables. The Company's maximum exposure to credit risk is limited to the carrying amount of financial assets recognised at year end, as summarised below:

	₹ Lacs	
	As at March 31, 2024	As at March 31, 2023
<b>Non-current financial assets</b>		
Other financial assets	56.81	49.84
<b>Current financial assets</b>		
Trade receivables	3,161.75	1,922.19
Cash and cash equivalents	811.78	542.46
Other financial assets	89.05	64.62
	<b>4,119.39</b>	<b>2,579.11</b>

The Company continuously monitors defaults of customers and other counterparties and incorporates this information into its credit risk controls. Where available at reasonable cost, external credit ratings and/or reports on customers and other counterparties are obtained and used. The Company's policy is to deal only with creditworthy counterparties.

In respect of trade and other receivables, the Company is not exposed to any significant credit risk exposure to any single counterparty or any group of counterparties having similar characteristics. Trade receivables consist of a large number of customers in various industries. Based on historical information about customer default rates, management considers the credit quality of trade receivables that are not past due or impaired.

Senior management is responsible for managing and analysing the credit risk for each new customer before standard payment, delivery terms and conditions are offered. The Company assesses the credit quality of the customer, taking into account its financial position, past experience and other factors. Individual risk limits are set based on internal or external assessment. The utilisation of credit limits is regularly monitored.

An impairment analysis is performed at each reporting date for all customers. The maximum exposure to credit risk at the reporting date is the carrying value of each class of financial assets.

The credit risk for cash and cash equivalents is considered negligible, since the counterparties are reputable banks with high quality external credit ratings.

An impairment analysis is performed at each reporting date on an individual basis for all customers.

## c) Liquidity risk

Cash flow forecasting is performed by treasury function. Treasury monitors rolling forecasts of the Company's liquidity requirements to ensure it has sufficient cash to meet operational needs. Such forecasting takes into consideration the compliance with internal cash management policy.

The table below summarises the maturity profile of the Company's financial liabilities based on contractual undiscounted payments.

As at March 31, 2024	On demand	Less than 3 months	3-12 months	1-5 years	>5 years	₹ Lacs	₹ Lacs
							Total
Borrowings	-	-	-	-	-	-	-
Trade payables	-	3,027.03	-	-	-	-	3,027.03
Other financial liabilities	-	321.19	-	-	-	-	321.19
Lease liability	-	24.94	74.83	369.47	179.30	-	648.54
<b>March 31, 2023</b>	<b>On demand</b>	<b>Less than 3 months</b>	<b>3-12 months</b>	<b>1-5 years</b>	<b>&gt;5 years</b>		<b>Total</b>
Borrowings	-	-	-	-	-	-	-
Trade payables	-	1,835.66	-	-	-	-	1,835.66
Other financial liabilities	-	247.73	-	-	-	-	247.73
Lease liability	-	18.24	54.72	158.42	117.24	-	348.62

(This space has been intentionally left blank)





d) Capital Management

The Company's objectives when managing capital are to provide maximum returns to shareholders, benefits to other stakeholders and to maintain an optimal capital structure to reduce the cost of capital. The Company manages its capital structure and makes adjustments in light of changes in economic conditions.

The gearing ratio is calculated as net debt divided by total capital. Net Debt is calculated as total borrowings less cash and cash equivalents. Total capital is calculated as equity as shown in the balance sheet plus all other equity reserves attributable to equity holders of the Parent Company.

	₹ Lacs	
	As at March 31, 2024	As at March 31, 2023
Borrowings	-	-
Less: Cash and cash equivalents	(811.78)	(542.46)
Net Debt	(811.78)	(542.46)
Equity and other equity	3,541.79	2,502.52
Equity+Net debt	2,730.00	1,960.06
Net Gearing ratio	0.00%	0.00%

Gearing ratio is not calculated as there are no borrowings in the current and previous year.

(This space has been intentionally left blank)



**Cummins Sales & Service Private Limited**  
**Material accounting policies and other explanatory information for the year ended March 31, 2024**

**35 Revenue related disclosures**

**A Disaggregation of revenue**

Revenue recognised mainly comprises of sale of traded goods and sale of services. Set out below is the disaggregation of the Company's revenue from contracts with customers:

₹ Lacs		
Particulars	Year Ended March 31, 2024	Year ended March 31, 2023
<b>Revenue from contracts with customers</b>		
(i) Sale of products	16,605.44	11,676.13
(ii) Sale of services	3,297.05	2,874.93
<b>Total revenue covered under Ind AS 115</b>	<b>19,902.49</b>	<b>14,551.06</b>

Particulars	Year Ended March 31, 2024	Year ended March 31, 2023
<b>Timing of revenue recognition</b>		
Goods transferred at a point in time	18,317.04	13,124.46
Services transferred over time	1,585.45	1,426.59
<b>Revenue from contracts with customers *</b>	<b>19,902.49</b>	<b>14,551.06</b>

Set out below is the amount of revenue recognised from  
Amounts included in contract liabilities at the beginning of the year  
Performance obligations satisfied in previous years

404.72                      364.66

Reconciling the amount of revenue recognised in the statement of profit and loss with the contracted price

₹ Lacs		
Particulars	Year Ended March 31, 2024	Year ended March 31, 2023
<b>Revenue as per contracted price</b>	<b>20,197.70</b>	<b>14,811.92</b>
Adjustments		
Sales return	(295.21)	(260.86)
Discounts		
Liquidated damages		
Others		
<b>Revenue from contracts with customers</b>	<b>19,902.49</b>	<b>14,551.06</b>

**B Contract balances**

The following table provides information about receivables, contract assets and contract liabilities from contract with customers:

₹ Lacs		
Particulars	As at March 31, 2024	As at 31 March 2023
<b>Contract liabilities</b>		
Advances from customers	540.68	304.98
Unearned revenue	348.79	404.72
<b>Contract liabilities</b>		
<b>Total contract liabilities</b>	<b>889.47</b>	<b>709.70</b>
<b>Contract assets</b>		
Trade receivables	70.71	-
Less: Loss allowance	-	-
<b>Net Contract assets</b>	<b>70.71</b>	<b>-</b>
<b>Receivables</b>		
Trade receivables	3,298.25	2,032.19
Less: Loss allowance	(136.50)	(110.00)
<b>Net receivables</b>	<b>3,232.47</b>	<b>1,922.19</b>

**C Significant changes in the contract assets and the contract liabilities balances during the year are as follows:**

₹ Lacs				
Particulars	As at March 31, 2024		As at 31 March 2023	
	Contract Liabilities		Contract Liabilities	
	Advances from consumers	Unearned revenue	Advances from consumers	Unearned revenue
<b>Opening balance</b>	304.98	404.72	53.04	364.66
<b>Addition during the year</b>	540.68	348.79	304.98	404.72
<b>Reversed during the year</b>				
<b>Revenue recognised during the year</b>	(304.98)	(404.72)	(53.04)	(364.66)
<b>Closing balance</b>	<b>540.68</b>	<b>348.79</b>	<b>304.98</b>	<b>404.72</b>

**D The Company has allocated transaction price of ₹ 348.79 Lacs (March 31, 2023: ₹ 404.72 Lacs ) to unsatisfied performance obligation related to service which will be satisfied in next year.**



**Cummins Sales & Service Private Limited****Material accounting policies and other explanatory information for the year ended March 31, 2024****36 Lease accounting****i) Lease Liabilities presented in Balance Sheet**

Particulars	₹ Lacs	
	As at March 31 2024	As at March 31 2023
Lease Liabilities (Current)	99.77	72.96
Lease Liabilities (Non-Current)	548.77	275.66
<b>Total</b>	<b>648.54</b>	<b>348.62</b>

**ii) Future minimum lease payments as at 31 March 2024 were as follows:**

Particulars	₹ Lacs		
	Within 1 year	One to five years	After 5 years
Lease Payments	158.79	516.43	208.70
Finance charges	(59.03)	(146.96)	(29.40)
	<b>99.76</b>	<b>369.47</b>	<b>179.30</b>

iii) Total cash outflow for leases for the year ended Mar 31 2024 was Rs.153.45 lacs (31 March 2023: ₹ 146.55 lacs lacs).

**iv) Additional Information on the right-of-use assets is as follows:**

Particulars	Carrying Amount		Depreciation Expense	
	As at March 31 2024	As at March 31 2023	As at March 31 2024	As at March 31 2023
Buildings	600.23	305.29	116.69	107.61
<b>Total</b>	<b>600.23</b>	<b>305.29</b>	<b>116.69</b>	<b>107.61</b>

v) Additions to the right-of-use assets during the year were Rs 411.64 lacs (31 March 2023: ₹ 78.49 lacs lacs).

**vi) Amounts recognised in the statement of profit and loss**

The statement of profit and loss shows the following amounts relating to leases:

Particulars	As at March 31 2024	As at March 31 2023
Depreciation charge of right-of-use assets		
Buildings	116.69	107.61
Interest expense (included in finance costs)		
Buildings	59.42	36.68

**vii) Operating leases**

The Company has entered into cancellable lease for office premises and machinery. Lease expense for the year ended 31 March, 2024 amounts to Rs.10.05 Lacs (31st March, 2023 – Rs.37.92 Lacs).

(This space has been intentionally left blank)



## 37. Expenditure in foreign currency (on accrual basis)

Purchase of software licenses

	Year Ended March 31, 2024	Year ended March 31, 2023
	3.31	3.51
	3.31	3.51

## 38. Transfer pricing

Per transfer pricing legislations, the Company is required to use certain specific methods in computing arm's length prices of international transactions with associated enterprises and maintain adequate documentation in this respect. The legislations require such information and documentation to be contemporaneous in nature. The Company has appointed independent consultants (the 'Consultant') for conducting the Transfer Pricing Study (the 'Study') to determine whether the transactions with associate enterprises undertaken during the financial year are on an "arm's length basis". Management is of the opinion that the Company's transactions are at arm's length and requires no transfer pricing adjustments.

## 39. Disclosure of following ratios

			Year ended	Year ended		
	Numerator	Denominator	March 31, 2024	March 31, 2023	% Variance	Reason for variance
(a) Current Ratio	Current Assets	Current liability	1.74	1.82	-4%	NA
(b) Debt-Equity Ratio	Total Debt	Shareholder's Equity	0.18	0.14	31%	Lease liability has increased on account of agreements renewal
(c) Debt Service Coverage Ratio	Earnings available for debt service	Debt Service	19.33	15.55	24%	NA
(d) Return on Equity Ratio	Net Profits after taxes(-) Preference Dividend (if any)	Average Shareholder's Equity	0.33	0.22	49%	Profit for the FY 2023-24 has increased
(e) Inventory turnover ratio	Cost of goods sold OR sales	Average Inventory	5.85	5.54	6%	NA
(f) Trade Receivables turnover ratio	Net Credit Sales/total sales	Avg. Accounts Receivable	7.83	8.36	-6%	NA
(g) Trade payables turnover ratio	Net Credit Purchases	Average Trade Payables	5.97	8.82	-32%	Leveraging cash flows resulted in increase in payables at year closing
(h) Net capital turnover ratio	Net Sales	Working capital	5.93	5.87	1%	NA
(i) Net profit ratio	Net Profit	Net Sales	0.05	0.03	47%	Profit for the FY 2023-24 has increased
(j) Return on Capital employed	Earning before interest and taxes	Capital Employed	0.33	0.26	28%	Profit for the FY 2023-24 has increased
(k) Return on investment	Earning before interest and taxes	Total Assets	0.16	0.12	30%	Profit for the FY 2023-24 has increased

(This space has been intentionally left blank)





**Cummins Sales & Service Private Limited**  
Material accounting policies and other explanatory information for the year ended March 31, 2024

40

(a) The quarterly returns/ statement of current assets filed by the Cummins Sales & Services Private Limited with banks or financial institutions is not in agreement with books of account

Particulars	Q1			Q2			Q3			Q4		
	Finished Goods	Sundry Debtors	Sundry Creditors	Finished Goods	Sundry Debtors	Sundry Creditors	Finished Goods	Sundry Debtors	Sundry Creditors	Finished Goods	Sundry Debtors	Sundry Creditors
As per Financials	2349.10	2298.85	2144.91	1876.16	2709.24	1218.29	2079.04	3073.16	1950.01	2739.76	3186.76	2887.39
As per Stock statement	2349.10	2328.72	2144.91	1876.16	2712.61	1218.29	2079.04	3083.12	1950.01	2739.76	3193.41	2887.41
Variance	0.00	-29.87	0.00	0.00	-3.37	0.00	0.00	-9.96	0.00	0.00	-6.65	-0.02

(i) The reason for variance in sundry debtors is majorly due to regrouping of customer advances and provision for doubtful debts.

**41 Additional regulatory information required by Schedule III**

(i) Details of benami property held

No proceedings have been initiated on or are pending against the Company for holding benami property under the Benami Transactions (Prohibition) Act, 1988 (45 of 1988) and Rules made thereunder.

(ii) Borrowing secured against current assets

The Company has borrowings from banks on the basis of security of current assets. The quarterly statements of current assets filed by the Company with banks are generally in agreement with the books of accounts (Refer note 40).

(iii) Wilful defaulter

The Company has not been declared wilful defaulter by any bank or financial institution or government or any government authority in current year and previous year

(iv) Relationship with struck off companies

The Company has no transactions with the companies struck off during current year and previous year under Companies Act, 2013 or Companies Act, 1956.

(v) Compliance with number of layers of companies

The Company has complied with the number of layers prescribed under the Companies Act, 2013.

(vi) Compliance with approved scheme(s) of arrangements

The Company has not entered into any scheme of arrangement which has an accounting impact on current or previous financial year.

(vii) Utilisation of borrowed funds and share premium

The Company has not advanced or loaned or invested funds to any other person(s) or entity(ies), including foreign entities (Intermediaries) with the understanding that the Intermediary shall: a. directly or indirectly lend or invest in other persons or entities identified in any manner whatsoever by or on behalf of the Company (Ultimate Beneficiaries) or b. provide any guarantee, security or the like to or on behalf of the ultimate beneficiaries

The Company has not received any fund from any person(s) or entity(ies), including foreign entities (Funding Party) with the understanding (whether recorded in writing or otherwise) that the Company shall:

a. directly or indirectly lend or invest in other persons or entities identified in any manner whatsoever by or on behalf of the Funding Party (Ultimate Beneficiaries) or b. provide any guarantee, security or the like on behalf of the ultimate beneficiaries

(viii) Undisclosed income

There is no income surrendered or disclosed as income during the current or previous year in the tax assessments under the Income Tax Act, 1961, that has not been recorded in the books of account.

(ix) Details of crypto currency or virtual currency

The Company has not traded or invested in crypto currency or virtual currency during the current or previous year.

(x) Valuation of PPS&E, intangible asset and investment property

The Company has not revalued its property, plant and equipment (including right-of-use assets) or intangible assets or both during the current or previous year.

(xi) Title deeds of immovable properties not held in name of the company

There are no immovable properties (other than properties where the company is the lessee and the lease agreements are duly executed in favour of the lessee, as disclosed in note 3(c) to the standalone financial statements) owned by the Company.

(xii) Registration of charges or satisfaction with Registrar of Companies

There are no charges which are yet to be registered with the Registrar of Companies beyond the statutory period.

(xiii) Utilisation of borrowings availed from banks


The company has not availed any term loan/borrowed any funds from the bank except the Working Capital Demand Loan/Cash Credit limit set up with HDFC Bank. The said limit is utilised wholly for the purpose of meeting working capital requirements.


**For Price Waterhouse & Co Chartered Accountants LLP**  
Firm Registration Number: 304026E/E-300009

  
**Pravin Rajani**  
Partner  
Membership Number: 127460  
Place: Kolkata  
Date: May 20, 2024




**For and on behalf of the Board of Directors of**  
**Cummins Sales & Service Private Limited**

  
**Mrudul Jatin Bhatia**  
(Director)  
DIN No : 08991966  
Place: Pune  
Date: May 20, 2024

  
**Madankumar K. Patil**  
(Director)  
DIN No: 05149115  
Place: Pune  
Date: May 20, 2024

  
**Himanshi Dhyani**  
(Company secretary)  
PAN: BGGPB9051D  
Place: Noida  
Date: May 20, 2024

  
**Anurag Jain**  
(CFO)  
PAN : AGNPJ1905A  
Place: Noida  
Date: May 20, 2024